




# Statement of Service Report for 2021/22



## Rubbish and recycling

### OUR LEVEL OF SERVICE AND HOW WE MEASURE PROGRESS

 Achieved

 Not achieved

 Not measured

| PERFORMANCE MEASURE   | OUTCOME  | 2021/22 TARGET  | 2021/22 RESULT | 2020/21 RESULT | NARRATIVE  |
|---|--|---|----------------|----------------|--|
| <p><i>Councils intended level of service is to: Make recycling facilities available at waste transfer stations for glass, paper, metal, plastics, textiles and green waste. special occasions for electronics (e-waste). Council intends to continue the operation (under contract) of existing urban waste transfer stations – Rātana, Bulls, Marton, Hunterville, Mangaweka, and Taihape.</i></p> |  |   |                |                |  |
| Waste to landfill (tonnage)   |   | Less than 5,500 tonnes to landfill  | 5,898 tonnes   | 5,430 tonnes   | Waste to landfill has trended upwards due to higher economic activity and population growth. Additionally, there have been ongoing disruptions due to COVID-19 restrictions where recycling has been sent to landfill. |
| Recycling available at Waste Transfer Stations throughout the District.   |  | Bulls, Marton, Taihape, Hunterville, Rātana provide for recycling of; glass, metal, paper, plastics (1-5), cans/tins. | Outcome met    | Not measured   | A recycling drop-off service continues to be available at the Transfer Stations.   |

\* *Mandatory*