



RANGITIKEI
DISTRICT COUNCIL
Making this place home.

ORDER PAPER

FINANCE/PERFORMANCE COMMITTEE MEETING

Date: Thursday, 27 January 2022

Time: 1.00 pm

Venue: Council Chamber
Rangitikei District Council
46 High Street
Marton

Chair: Cr Nigel Belsham

Deputy Chair: Cr Fi Dalgety

Membership: Cr Cath Ash
Cr Brian Carter
Cr Angus Gordon
Cr Tracey Hiroa
Cr Waru Panapa
Cr Dave Wilson
Cr Gill Duncan
HWTM Andy Watson

For any enquiries regarding this agenda, please contact:

Ash Garstang, Governance Advisor, 0800 422 522 (ext. 848), or via email
ash.garstang@rangitikei.govt.nz

Contact:	0800 422 522 info@rangitikei.govt.nz www.rangitikei.govt.nz (06) 327 0099				
Locations:	<table style="width: 100%; border: none;"> <tr> <td style="width: 50%; border: none; vertical-align: top;"> <u>Marton</u> Head Office 46 High Street, Marton </td> <td style="width: 50%; border: none; vertical-align: top;"> <u>Bulls</u> Bulls Information Centre- Te Matapihi 4 Criterion Street, Bulls </td> </tr> <tr> <td style="border: none; vertical-align: top;"> <u>Taihape</u> Taihape Information Centre - Taihape Town hall 90 Hautapu Street (SH1), Taihape </td> <td style="border: none;"></td> </tr> </table>	<u>Marton</u> Head Office 46 High Street, Marton	<u>Bulls</u> Bulls Information Centre- Te Matapihi 4 Criterion Street, Bulls	<u>Taihape</u> Taihape Information Centre - Taihape Town hall 90 Hautapu Street (SH1), Taihape	
<u>Marton</u> Head Office 46 High Street, Marton	<u>Bulls</u> Bulls Information Centre- Te Matapihi 4 Criterion Street, Bulls				
<u>Taihape</u> Taihape Information Centre - Taihape Town hall 90 Hautapu Street (SH1), Taihape					
Postal Address:	Private Bag 1102, Marton 4741				
Fax:	(06) 327 6970				

Notice is hereby given that a Finance/Performance Committee Meeting of the Rangitīkei District Council will be held in the Council Chamber, Rangitīkei District Council, 46 High Street, Marton on Thursday, 27 January 2022 at 1.00 pm.

Order Of Business

1	Welcome / Prayer	4
2	Apologies	4
3	Public Forum	4
4	Conflict of Interest Declarations	4
5	Confirmation of Order of Business	4
6	Confirmation of Minutes	5
6.1	Confirmation of Minutes	5
7	Follow-up Action Items from Previous Meetings	11
7.1	Follow-up Action Items from Finance/Performance Meetings	11
8	Reports for Decision	13
8.1	Guidelines on Postponed or Cancelled Events/Initiatives	13
9	Reports for Information	15
9.1	Financial Snapshot - December 2021	15
9.2	QV Monthly Report - November 2021	27
9.3	Treasury and Debt - December 2021	33
9.4	HappyOrNot Report - December 2021.....	34
10	Next Meeting	40
11	Meeting Closed	40

AGENDA

1 Welcome / Prayer

2 Apologies

3 Public Forum

No public forum.

4 Conflict of Interest Declarations

Members are reminded of their obligation to declare any conflicts of interest they might have in respect of items on this agenda.

5 Confirmation of Order of Business

That, taking into account the explanation provided why the item is not on the meeting agenda and why the discussion of the item cannot be delayed until a subsequent meeting, [enter item number](#) be dealt with as a late item at this meeting.

6 Confirmation of Minutes

6.1 Confirmation of Minutes

Author: Ash Garstang, Governance Advisor

1. Reason for Report

- 1.1 The minutes from the Finance/Performance Committee meeting held on 16 December 2021 are attached.

Attachments

1. Finance/Performance Committee Meeting - 16 December 2021

Recommendation

That the minutes of the Finance/Performance Committee meeting held on 16 December 2021, **[as amended/without amendment]**, be taken as read and verified as an accurate and correct record of the meeting, and that the electronic signature of the Chair of this committee be added to the official minutes document as a formal record.

MINUTES



UNCONFIRMED: FINANCE/PERFORMANCE COMMITTEE MEETING

Date: Thursday, 16 December 2021
Time: 9.30 am
Venue: Council Chamber
Rangitikei District Council
46 High Street
Marton

Present

- Cr Nigel Belsham
- Cr Fi Dalgety
- Cr Cath Ash (*via Zoom*)
- Cr Brian Carter
- Cr Angus Gordon
- Cr Tracey Hiroa
- Cr Waru Panapa (*via Zoom*)
- Cr Dave Wilson
- Cr Gill Duncan
- HWTM Andy Watson

In attendance

- Mr Peter Beggs, Chief Executive
- Mr Arno Benadie, Chief Operating Officer
- Mr Dave Tombs, Group Manager – Corporate Services
- Mrs Carol Gordon, Group Manager – Democracy and Planning
- Mrs Sharon Grant, Group Manager – People and Culture
- Mr Danny Le Mar, Manager Financial Services
- Ms Kezia Spence, Executive Assistant

Order of Business

1 **Welcome / Prayer** 3

2 **Apologies** 3

3 **Public Forum** 3

4 **Conflict of Interest Declarations**..... 3

5 **Confirmation of Order of Business** 3

6 **Confirmation of Minutes** 3

7 **Follow-up Action Items from Previous Meetings** 3

 7.1 Follow-up Action Items from Finance/Performance Meetings 3

8 **Chair’s Report** 4

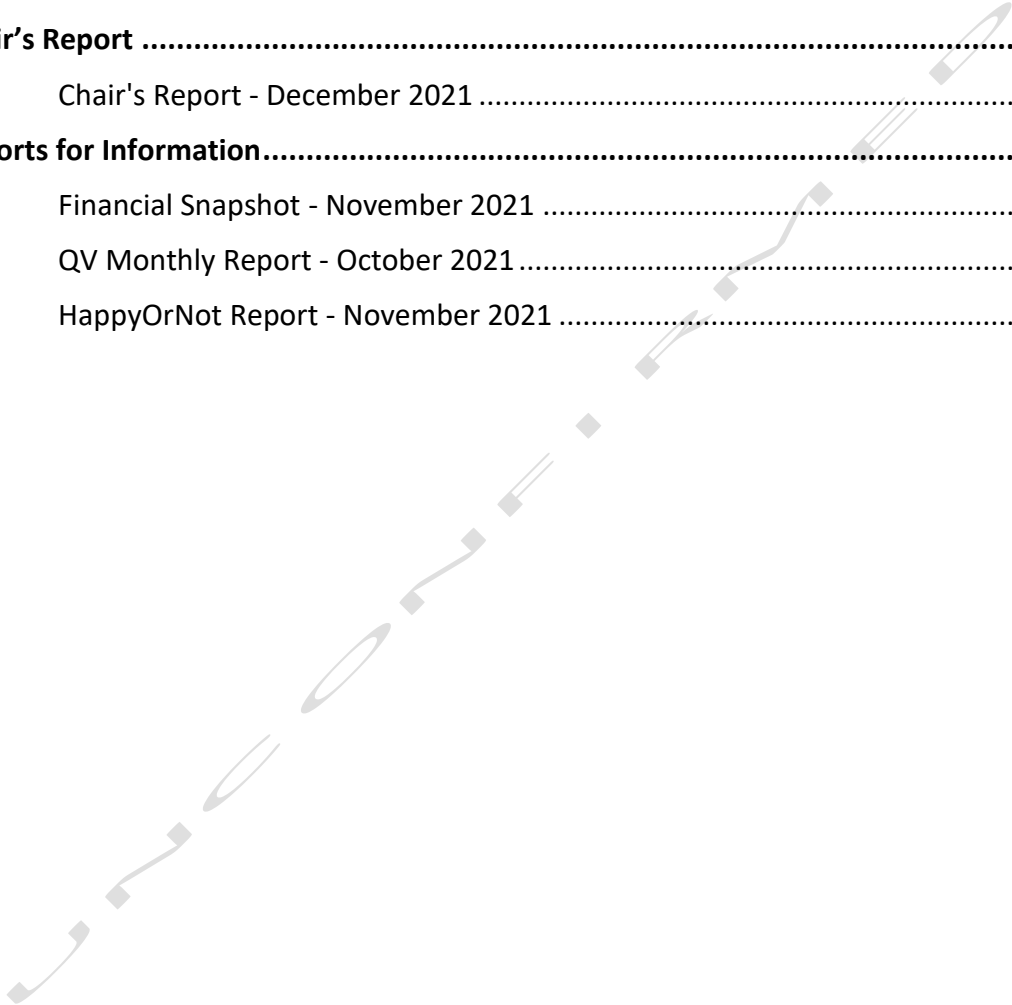
 8.1 Chair's Report - December 2021 4

9 **Reports for Information**..... 4

 9.1 Financial Snapshot - November 2021 4

 9.2 QV Monthly Report - October 2021 5

 9.3 HappyOrNot Report - November 2021 5



1 Welcome / Prayer

The meeting opened at 9.30 am. Cr Belsham read the Council prayer.

2 Apologies

Nil.

3 Public Forum

No public forum.

4 Conflict of Interest Declarations

No conflicts of interest.

5 Confirmation of Order of Business

No changes were made to the order of business.

6 Confirmation of Minutes

Resolved minute number 21/FPE/078

That the minutes of the Finance/Performance Committee meeting held on 24 November 2021, without amendment, be taken as read and verified as an accurate and correct record of the meeting, and that the electronic signature of the Chair of this committee be added to the official minutes document as a formal record.

HWTM A Watson/Cr B Carter. Carried

7 Follow-up Action Items from Previous Meetings

7.1 Follow-up Action Items from Finance/Performance Meetings

Taken as read.

Resolved minute number 21/FPE/079

That the report 'Follow-up Action Items from Finance/Performance Meetings' be received.

Cr G Duncan/Cr B Carter. Carried

8 Chair's Report

8.1 Chair's Report - December 2021

The guidelines on cancelled or postponed events are to be reviewed by staff (for both the Community Initiatives Fund and Events Sponsorship Scheme).

Resolved minute number 21/FPE/080

That the Chair's Report – December 2021 be received.

Cr G Duncan/Cr A Gordon. Carried

9 Reports for Information

9.1 Financial Snapshot - November 2021

Mr Tombs is pleased with the operating activity expenses, noting that there are some variances in the report due to timing delays.

Mr Beggs noted that Council facilities will have security guards in place in December for some locations and January for the main Marton Office, which will have an operational cost in excess of \$100,000.

Insurance premiums are not included in the report, but these will affect the next financial year. There has been a large increase (around 30%) in the premiums Council is required to pay, although Mr Tombs noted that this increase was due to the insurance provider having more up to date information on Council's assets. The current invoices are higher than those expected within the 2021-31 Long Term Plan.

Mr Tombs will investigate and provide clarity around the operational savings (the removal of material damage additional cover and the increase in deductibles on material damage), and whether these savings have been accounted for in the new insurance premiums.

Mr Beggs noted that there are additional operational costs that were not anticipated within the 2021-31 Long Term Plan and that staff will bring these to the attention of elected members.

Cr Ash joined the meeting at 9.50 am.

Resolved minute number 21/FPE/081

That the report 'Financial Snapshot – November 2021' be received.

Cr D Wilson/Cr T Hiroa. Carried

ITEM 6.1 ATTACHMENT 1

9.2 QV Monthly Report - October 2021

Taken as read.

Resolved minute number 21/FPE/082

That the QV Monthly Report – October 2021 be received.

Cr F Dalgety/Cr G Duncan. Carried

9.3 HappyOrNot Report - November 2021

In response to a query about whether specific issues can automatically come through as an RFS (request for service), Mr Beggs advised that an RFS is different than a customer complaint. Each service requires a different response and a point of service will be looked into for each different service.

Resolved minute number 21/FPE/083

That the HappyOrNot Report – November 2021 be received.

Cr G Duncan/Cr A Gordon. Carried

The meeting closed at 10.17 am.

The minutes of this meeting were confirmed at the Finance/Performance Committee held on 27 January 2022.

.....
Chairperson

7 Follow-up Action Items from Previous Meetings

7.1 Follow-up Action Items from Finance/Performance Meetings

Author: Ash Garstang, Governance Advisor

1. Reason for Report

- 1.1 On the list attached items raised at previous Finance/Performance meetings. Items indicate who is responsible for follow up, and a brief status comment

2. Decision Making Process

- 2.1 Staff have assessed the requirements of the Local Government Act 2002 in relation to this item and have concluded that, as this report is for information only, the decision-making provisions do not apply.

Attachments

1. **Follow-up Actions Register** [↓](#)

Recommendation

That the report 'Follow-up Action Items from Finance/Performance Meetings' be received.

Current Follow-up Actions

From Meeting Date	Details	Person Assigned	Status Comments	Status
16-Dec-21	Mr Tombs will investigate and provide clarity around the operational savings (the removal of material damage additional cover and the increase in deductibles on material damage), and whether these savings have been accounted for in the new insurance premiums.	Dave Tombs	Replacement invoices have been requested based on new level of deductibles.	In progress
16-Dec-21	The guidelines on cancelled or postponed events are to be reviewed by staff (for both the Community Initiatives Fund and Events Sponsorship Scheme).	Ash Garstang	A report is included within the Order Paper for the 27 January 2022 meeting.	In progress
28-Oct-21	Regarding the 'Total Sales by Rating Category Group' graph (pg 31 of Order Paper): Cr Gordon asked if it was possible to see more detailed information on this, such as the price per hectare. Staff will check if they have more detailed information on this.	Dave Tombs / Karin Cruywagen	Providing this extra information will require considerable configuration and testing to the current report. Staff will aim to look into this further in the new year.	In progress
28-Oct-21	Regarding the Hereford Heights Intersection: Cr Wilson queried why there was \$150,000 carry-over for this. Mr Benadie was unsure and will investigate this further and advise.	Arno Benadie	Staff are investigating this.	In progress
30-Sep-21	Staff to upload future Statement of Service Performance dashboards to Council's website, once they have been received by the F/P Committee.	George Forster	The dashboard is in the development stages, once it is completed it will be uploaded to the Council Website. The anticipation for this is February 2021.	In progress
26-Aug-21	Regarding 10.1 Rubbish & Recycling Activity Performance Report, page 34 - User fees & charges over budget by \$135k. Question - do we know what the split is of commercial users vs private users? Is this increase from commercial activities / commercial dumping?	Jess Mcilroy	This information needs to be provided by the operator, once the response has been received it will be emailed out to Committee Members.	In progress
25-Feb-21	Staff to review Councils Forestry Holdings.	Dave Tombs	Report will be included on Agenda once work related to the LTP, financial year end, Councilmark etc allows.	In progress
25-Feb-21	Revaluation impact across the sector.	Dave Tombs	Report will be included on Agenda once work related to the LTP, financial year end, Councilmark etc allows.	In progress

8 Reports for Decision

8.1 Guidelines on Postponed or Cancelled Events/Initiatives

Author: Ash Garstang, Governance Advisor

Authoriser: Carol Gordon, Group Manager - Democracy & Planning

1. Reason for Report

- 1.1 Due to COVID-19, community recipients of Council funds under both the Events Sponsorship Scheme (ESS) and Community Initiatives Fund (CIF) are increasingly facing challenges. This has resulted in a number of recipients having to postpone or cancel their event/initiative after having received funding from Council.
- 1.2 The guideline documents for both the ESS and CIF grants do not currently contain provisions on whether recipients should refund money back to Council if their event/initiative is postponed or cancelled.

2. 'Postponed' versus 'Cancelled'

- 2.1 For the purpose of updating the guidelines for ESS and CIF, a 'postponed' event/initiative would be defined as:
 - a. An event/initiative that is temporarily postponed, with a view to a re-scheduled occurrence taking place within six months of the original start date, and;
 - b. There being no significant changes to the budget (both income and expenditure), noting that the Committee funded against this budget when assessing the original application.
- 2.2 Any events/initiatives not meeting these criteria would be deemed to be 'cancelled'.

3. Refunding of Council Funds

- 3.1 Any event/initiative that is deemed to be 'cancelled' under the new guidelines would require the recipient of ESS or CIF funds to refund this money back to Council, where practical.
- 3.2 Funds that have already been spent prior to the event/initiative being cancelled (e.g., advertising costs) will not need to be refunded by the recipient.
- 3.3 Recipients who 'postpone' their event/initiative will not be required to refund Council funds.

Recommendation 1

That the report 'Guidelines on Postponed or Cancelled Events/Initiatives' be received.

Recommendation 2

That the guideline documents for both the Events Sponsorship Scheme (ESS) and Community Initiatives Fund (CIF) be updated to reflect the below:

- a. An event/initiative will be deemed to be 'postponed' if the recipient of Council funds intends to hold a re-scheduled occurrence within six months of the original start date, and if there are not going to be any significant changes to the declared budget.
- b. Any event/initiative not meeting the above criteria will be deemed to be 'cancelled'.

Recommendation 3

That the guideline documents for both the Events Sponsorship Scheme (ESS) and Community Initiatives Fund (CIF) be updated to reflect the below:

- a. Any recipient of Council funds under the ESS and CIF grants that 'cancel' their event/initiative will be required to refund this money back to Council, where practical.
- b. Council funds that have already been spent prior to the cancellation will not need to be refunded.

9 Reports for Information

9.1 Financial Snapshot - December 2021

Author: Hilary Walker, Management and Systems Accountant

Authoriser: Dave Tombs, Group Manager - Corporate Services

1. Reason for Report

- 1.1 To provide Committee Members with Council's latest management accounts and related commentary.

2. Activity Performance Reports

- 2.1 The attached Departmental Activity Performance Reports provide commentary on Departmental operational budget variances in excess of \$100k (excluding Depreciation).
- 2.2 Consistent with previous months, most budget variances are timing differences which will correct themselves during the coming months.
- 2.3 Covid has made some of these timing differences larger than would otherwise have been the case (especially in the Roding and Footpath results).

3. Capital Expenditure

Year To Date Summary

- 3.1 The attached summary shows the budget variances split by cost centre with the larger budgets (>\$500k) being shown separately.
- 3.2 The 2021/22 capital budgets incorporate the amended project budgets approved at Council Meeting 16 December 2021.

Attachments

1. **Budget Summary December 2021** [↓](#)

Recommendation

That the report 'Financial Snapshot – December 2021' be received.

**Whole of Council
Activity Performance Report
For the 6 months ended 31 December 2021**

	2021/22 YTD Actuals December	2021/22 YTD Budgets December	2021/22 YTD Variance December	2021/22 YTD Percentage Variance December	2021/22 Total Revised Budget
	\$000	\$000	\$000		\$000
Revenue	(21,123)	(24,747)	(3,624)	-14.64%	(48,288)
Subsidies and Grants	(7,015)	(10,631)	(3,615)	-34.01%	(19,283)
Other Revenue	(1,736)	(1,887)	(151)	-8.00%	(4,419)
Finance Revenue	(6)	(6)	0	0.18%	(13)
Other Comprehensive	(201)	0	201	100.00%	(70)
Rates	(12,164)	(12,223)	(59)	-0.48%	(24,503)
Expense	17,874	20,444	2,570	12.57%	41,034
Other Expenses	7,913	9,994	2,081	20.83%	19,864
Personnel Costs	3,550	3,306	(244)	-7.38%	6,632
Finance Costs	51	122	72	58.45%	496
Depreciation and Amortisation	6,360	7,021	661	9.41%	14,042
Internal Charges and Recoveries	0	0	0	0.00%	0
Grand Total	(3,249)	(4,303)	(1,054)	-24.50%	(7,254)

Business Units
Activity Performance Report
For the 6 months ended 31 December 2021

	2021/22 YTD Actuals December	2021/22 YTD Budgets December	2021/22 YTD Variance December	2021/22 YTD Percentage Variance December	2021/22 Total Revised Budget
	\$000	\$000	\$000		\$000
Revenue	252	279	26	9.41%	685
Subsidies and Grants	(59)	(92)	(33)	-35.96%	(184)
Other Revenue	(10)	(18)	(8)	-45.87%	(35)
Finance Revenue	(6)	(6)	0	0.18%	(13)
Other Comprehensive	(0)	0	0	0.00%	(70)
Rates	327	394	67	17.08%	987
Expense	119	302	184	60.72%	(43)
Other Expenses	1,290	1,717	427	24.86%	3,298
Personnel Costs	2,943	2,861	(83)	-2.89%	5,739
Finance Costs	51	122	72	58.45%	(285)
Depreciation and Amortisation	186	287	101	35.05%	574
Internal Charges and Recoveries	(4,352)	(4,685)	(333)	-7.10%	(9,369)
Grand Total	371	581	210	36.11%	642

Variances > \$100k: Comments

Other Expenses

The main cause of this variance is a timing difference of \$103k arising from 2021/22 Audit Fees being budgeted in advance of the costs being incurred and the reversal of the 2020/21 Audit Fee accrual. These will be eliminated during the 2021/22 year.

There are also a number of smaller budget variances caused by budgets being phased in advanced of the activity.

Internal Charges & Recoveries

The model used to allocate budget overheads for 2021/2022 has been used to allocate the actual overheads to avoid misleading budget variances.

**Community & Leisure
Activity Performance Report
For the 6 months ended 31 December 2021**

	2021/22 YTD Actuals December	2021/22 YTD Budgets December	2021/22 YTD Variance December	2021/22 YTD Percentage Variance December	2021/22 Total Revised Budget
	\$000	\$000	\$000		\$000
Revenue	(2,881)	(2,683)	198	7.39%	(5,316)
Subsidies and Grants	(152)	(95)	57	59.23%	(119)
Other Revenue	(359)	(383)	(24)	-6.28%	(787)
Other Comprehensive	(201)	0	201	100.00%	0
Rates	(2,169)	(2,205)	(36)	-1.62%	(4,409)
Expense	2,058	2,662	604	22.68%	5,315
Other Expenses	1,044	1,319	276	20.89%	2,413
Personnel Costs	0	0	0	0.00%	0
Finance Costs	0	0	0	0.00%	217
Depreciation and Amortisation	622	938	316	33.72%	1,876
Internal Charges and Recoveries	393	404	12	2.91%	809
Grand Total	(823)	(21)	802		(0)

Variances > \$100k: Comments

Other Comprehensive Revenue This relates to the sale of Walton St land.

Other Expenses This YTD Budget variance relates mainly to the timing of grant payments and is expected to be utilised during 2021/22. E.g. Parks Upgrade Partnership Scheme.

**Community Leadership
Activity Performance Report
For the 6 months ended 31 December 2021**

	2021/22 YTD Actuals December	2021/22 YTD Budgets December	2021/22 YTD Variance December	2021/22 YTD Percentage Variance December	2021/22 Total Revised Budget
	\$000	\$000	\$000		\$000
Revenue	(551)	(611)	(59)	-9.72%	(1,221)
Other Revenue	(0)	0	0	0.00%	0
Rates	(551)	(611)	(59)	-9.73%	(1,221)
Expense	581	608	27	4.46%	1,221
Other Expenses	335	342	6	1.89%	688
Finance Costs	0	0	0	0.00%	0
Depreciation and Amortisation	0	1	1	100.00%	2
Internal Charges and Recoveries	246	266	20	7.48%	532
Grand Total	30	(2)	(32)		0

Variances > \$100k: Comments

**Community Wellbeing
Activity Performance Report
For the 6 months ended 31 December 2021**

	2021/22 YTD Actuals December	2021/22 YTD Budgets December	2021/22 YTD Variance December	2021/22 YTD Percentage Variance December	2021/22 Total Revised Budget
	\$000	\$000	\$000		\$000
Revenue	(1,216)	(749)	467	62.35%	(1,509)
Subsidies and Grants	(578)	(62)	516	827.67%	(125)
Other Revenue	(7)	(7)	0	2.03%	(24)
Other Comprehensive	0	0	0	0.00%	0
Rates	(632)	(680)	(49)	-7.15%	(1,360)
Expense	830	746	(84)	-11.29%	1,509
Other Expenses	469	465	(4)	-0.80%	946
Personnel Costs	178	88	(90)	-102.93%	176
Finance Costs	0	0	0	0.00%	0
Depreciation and Amortisation	2	5	2	49.30%	10
Internal Charges and Recoveries	181	188	8	4.04%	376
Grand Total	(386)	(3)	383		(0)

Variances > \$100k: Comments

Subsidies and Grants

An unbudgeted \$500k Community Recovery Grant was received in relation to 'Mayors Taskforce for Jobs' grant from MSD. These funds will be offset by unbudgeted expenditure.

**Environmental & Regulatory
Activity Performance Report
For the 6 months ended 31 December 2021**

	2021/22 YTD Actuals December	2021/22 YTD Budgets December	2021/22 YTD Variance December	2021/22 YTD Percentage Variance December	2021/22 Total Revised Budget
	\$000	\$000	\$000		\$000
Revenue	(1,495)	(1,599)	(104)	-6.52%	(2,936)
Subsidies and Grants	0	0	0	0.00%	0
Other Revenue	(915)	(995)	(80)	-8.08%	(1,729)
Rates	(580)	(604)	(24)	-3.94%	(1,207)
Expense	1,352	1,467	114	7.80%	2,936
Other Expenses	212	332	120	36.17%	665
Personnel Costs	428	357	(71)	-19.88%	717
Finance Costs	0	0	0	0.00%	0
Internal Charges and Recoveries	712	777	65	8.40%	1,554
Grand Total	(142)	(132)	10	7.77%	(0)

Variances > \$100k: Comments

Other Expenses

This YTD Budget variance relates mainly to the timing difference of payments of external contractor costs.

**Roading & Footpaths
Activity Performance Report
For the 6 months ended 31 December 2021**

	2021/22 YTD Actuals December	2021/22 YTD Budgets December	2021/22 YTD Variance December	2021/22 YTD Percentage Variance December	2021/22 Total Revised Budget
	\$000	\$000	\$000		\$000
Revenue	(7,146)	(11,768)	(4,622)	-39.28%	(24,039)
Subsidies and Grants	(3,338)	(7,971)	(4,633)	-58.13%	(16,445)
Other Revenue	(61)	(74)	(12)	-16.96%	(147)
Other Comprehensive	0	0	0	0.00%	0
Rates	(3,747)	(3,723)	23	0.63%	(7,447)
Expense	8,017	9,502	1,484	15.62%	19,428
Other Expenses	2,079	3,349	1,270	37.93%	7,029
Finance Costs	0	0	0	0.00%	93
Depreciation and Amortisation	4,018	4,088	70	1.71%	8,176
Internal Charges and Recoveries	1,920	2,065	144	6.99%	4,130
Grand Total	871	(2,266)	(3,138)	-138.47%	(4,611)

Variations > \$100k: Comments

Subsidies and Grant

Subsidies and Grants Revenue is \$4.6m below Budget as the activity associated with Council receiving these Rooding Subsidies has been delayed. This variance is largely a timing difference that should catch up during coming months.

However up to \$1m of this year's Low Cost Low Risk capital programme may be deferred to 2022/2023 as contractor resources were diverted to attending the weather related events in November/December. This resulted in a deferral in Low Cost Low Risk work which could result in some of the Subsidies & Grants income budget for this year being received next year.

Other Expenses

Other Expenses is \$1.2m behind budget and is related to the above (delay in roading maintenance). Officers expect to be able to make up this backlog during the rest of the financial year (in the absence of any unforeseen prolonged interruption).

Rubbish & Recycling
Activity Performance Report
For the 6 months ended 31 December 2021

	2021/22 YTD Actuals December	2021/22 YTD Budgets December	2021/22 YTD Variance December	2021/22 YTD Percentage Variance December	2021/22 Total Revised Budget
	\$000	\$000	\$000		\$000
Revenue	(895)	(861)	33	3.86%	(1,723)
Other Revenue	(349)	(325)	25	7.58%	(649)
Other Comprehensive	0	0	0	0.00%	0
Rates	(545)	(537)	9	1.61%	(1,074)
Expense	780	871	91	10.44%	1,723
Other Expenses	681	741	60	8.14%	1,463
Finance Costs	0	0	0	0.00%	1
Depreciation and Amortisation	12	32	20	62.39%	64
Internal Charges and Recoveries	87	97	11	10.98%	195
Grand Total	(115)	9	124		0

Variances > \$100k: Comments

**Water, Sewerage & Stormwater
Activity Performance Report
For the 6 months ended 31 December 2021**

	2021/22 YTD Actuals December	2021/22 YTD Budgets December	2021/22 YTD Variance December	2021/22 YTD Percentage Variance December	2021/22 Total Revised Budget
	\$000	\$000	\$000		\$000
Revenue	(7,192)	(6,755)	437	6.47%	(12,230)
Subsidies and Grants	(2,889)	(2,410)	479	19.87%	(2,410)
Other Revenue	(36)	(86)	(51)	-58.62%	(1,048)
Other Comprehensive	0	0	0	0.00%	0
Rates	(4,267)	(4,258)	9	0.22%	(8,772)
Expense	4,136	4,286	150	3.50%	8,945
Other Expenses	1,804	1,729	(74)	-4.30%	3,361
Finance Costs	0	0	0	0.00%	469
Depreciation and Amortisation	1,519	1,670	151	9.05%	3,340
Internal Charges and Recoveries	814	887	73	8.25%	1,774
Grand Total	(3,055)	(2,468)	587	23.79%	(3,285)

Variations > \$100k: Comments

Subsidies and Grant

During 2020/21 Council received \$2.4m as part of a \$4.8m the Three Waters Stimulus Grant. The other \$2.4m has been budgeted to be received in 2021/22. Due to accounting/audit requirements \$2.1m of the 2020/21 receipt has been recorded as 2021/22 revenue. The remaining \$2.4m is being invoiced from December 2021 to June 2022. This should result in unbudgeted Income of \$2.1m for 2021/22, which is essentially the result of an accounting adjustment.

For Period to 31 December 2021
Capital Expenditure +\$500k projects

Account	2021/22 YTD Actuals December	2021/22 YTD Budgets December	2021/22 Total Revised Current Year	Comments
Grand Total	6,034,173	19,522,450	49,609,445	
Business Units	402,695	484,113	1,202,500	
Community & Leisure Assets	1,735,155	3,831,664	11,218,996	
Domains				
4410170611. -60.1 Taihape Memorial Park	277,536	799,998	1,821,000	Detailed report provided separately to Council as part of PMO Reporting
4410170630. Taihape Grandstand	40,585	400,000	1,000,000	Detailed report provided separately to Council as part of PMO Reporting
4410174501. Taihape Amenities Detailed Design & Construction	0	680,000	1,700,000	Detailed report provided separately to Council as part of PMO Reporting
Halls				
4090170607. -84 Marton Memorial Hall	528,599	50,000	750,000	Detailed report provided separately to Council as part of PMO Reporting
4090174502. Bulls Bus Lane and Hub	253,894	108,571	760,000	Detailed report provided separately to Council as part of PMO Reporting
4090174505. Marton Building Design & Construction	43,454	249,996	500,000	Detailed report provided separately to Council as part of PMO Reporting
Libraries				
4080170605. 68: New Marton Admin & Library - Construction	4,237	987,336	1,974,672	Detailed report provided separately to Council as part of PMO Reporting
Community Wellbeing	0	0	0	

Roading & Footpaths	3,079,227	8,792,529	21,096,945	
Subsidised Rooding				
70100745. Marton Rail Hub	564,343	3,200,000	7,800,000	Detailed report provided separately to Council as part of PMO Reporting
70100781. Sealed Road Pavement Rehabilitation	62,966	172,015	1,204,105	Programmed to commence in Feb 2022
70100782. Drainage Renewals	267,002	319,285	735,000	Programmed to commence in Feb 2022
70100787. Sealed Road Surfacing	0	194,260	1,359,821	Programmed to commence in Feb 2022
70100795. Improvements- Low Cost Low Risk	99,016	2,691,339	5,007,000	Due to weather event in November/December, and the flooding event early December, much of the contractor resources were diverted to attending the weather related events.
7010079601. Mangaweka Bridge Construction	1,449,557	1,061,430	2,430,000	Detailed report provided separately to Council as part of PMO Reporting
Rubbish & Recycling	0	0	0	
Water, Sewerage & Stormwater	817,097	6,414,144	16,091,004	
Stormwater				
Waste Water - Sewerage				
6070176204. 52: Wastewater Reticulation - Renewals	42,743	250,002	500,004	Wastewater Pipeline off Wellington Road (behind Gallaghers) - in detail design stage.
6070176205. 89: Wastewater Treatment - Renewals	62,191	250,002	500,004	Part of Ratana Waste Water upgrade. Detailed report provided separately to Council as part of PMO Reporting
6070176206. Marton to Bulls Pipeline	80,862	2,144,000	6,500,000	Detailed report provided separately to Council as part of PMO Reporting
6070176207. Land Purchase - Marton to Bulls Pipeline	0	600,000	1,200,000	Detailed report provided separately to Council as part of PMO Reporting
6070177109. Papakai Pump Station Replacement	54,957	600,000	1,200,000	In detail design due 28 Feb 2022. Contractor appointed - Fulton Hogan. Weather permitting due to start April 2022
6070177111. Ratana Complete Upgrade	56,523	653,571	1,915,000	Detailed report provided separately to Council as part of PMO Reporting
Water - District				
6060174501. 117.1: New Plant (Marton Water Treatment Plant)	43,215	450,000	900,000	Part of Marton Water Strategy, in detail design stage, due for completion 30 June 2022
6060174503. Marton New Bore	25,750	499,998	999,996	Detailed report provided separately to Council as part of PMO Reporting

9.2 QV Monthly Report - November 2021**Author:** Danny Le Mar, Manager Financial Services**Authoriser:** Dave Tombs, Group Manager - Corporate Services**1. Reason for Report**

- 1.1 To provide the Finance and Performance Committee with the November 2021 monthly report provided by QV.

2. Commentary

- 2.1 This month is consistent with last month's reporting: trends are tracking the same as the previous year with subdivisions now starting to catch up.
- 2.2 The other highlight in the report is that the average house price in the Rangitikei District is \$498,097 which is an increase of 31.2% based compared to 12 months ago.

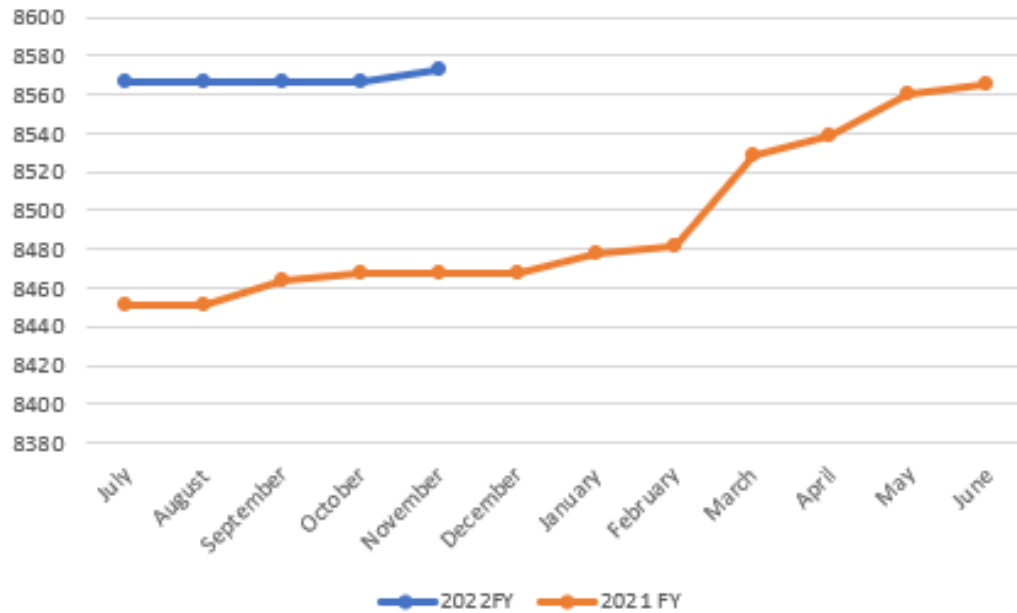
Attachments

1. **QV Monthly Graph - November 2021** [↓](#)
2. **QV Report - November 2021** [↓](#)

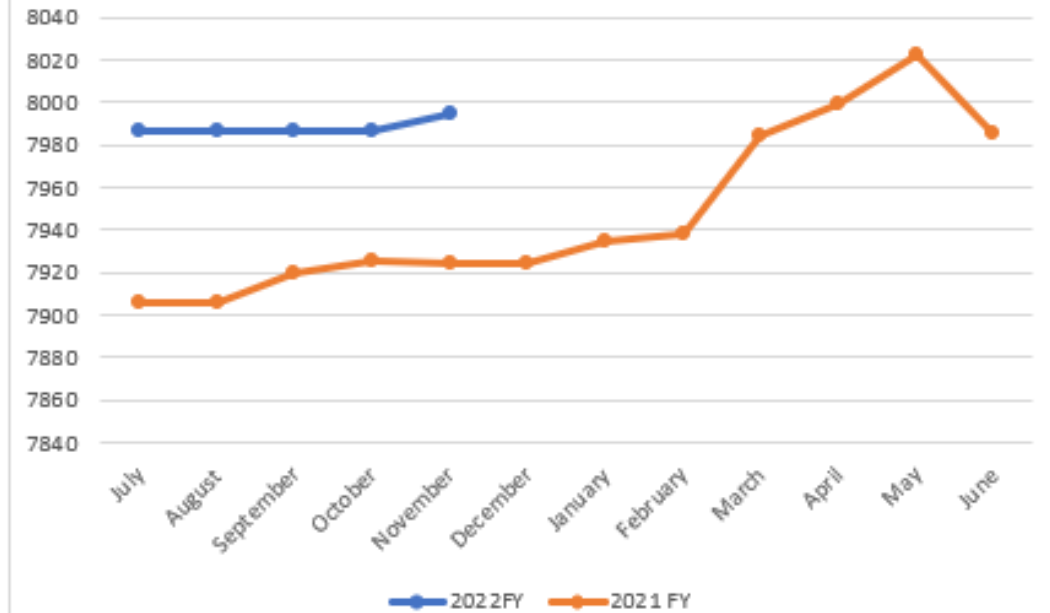
Recommendation

That the QV Monthly Report - November 2021 be received.

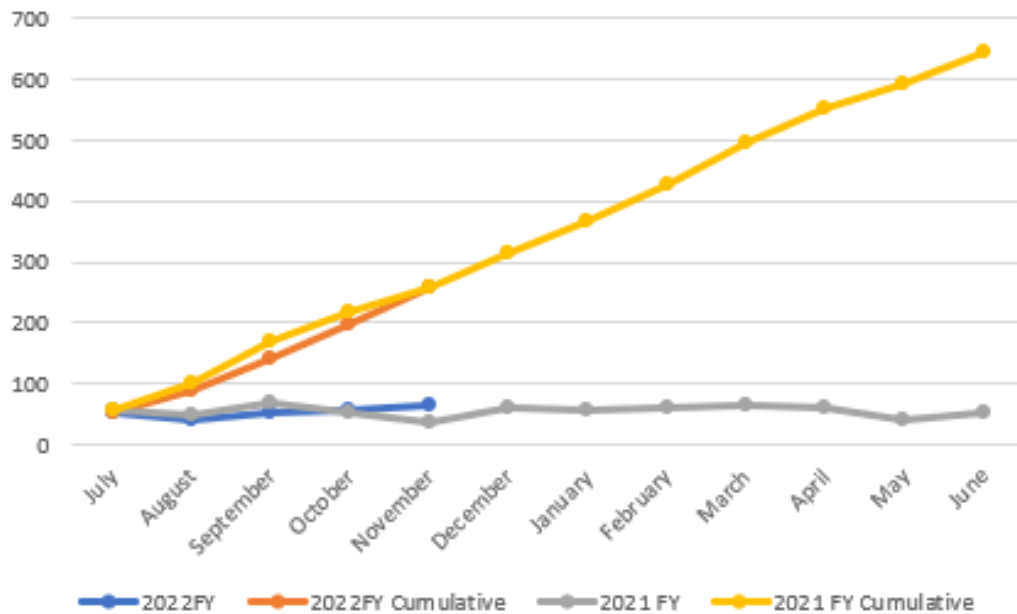
Gross Assessments



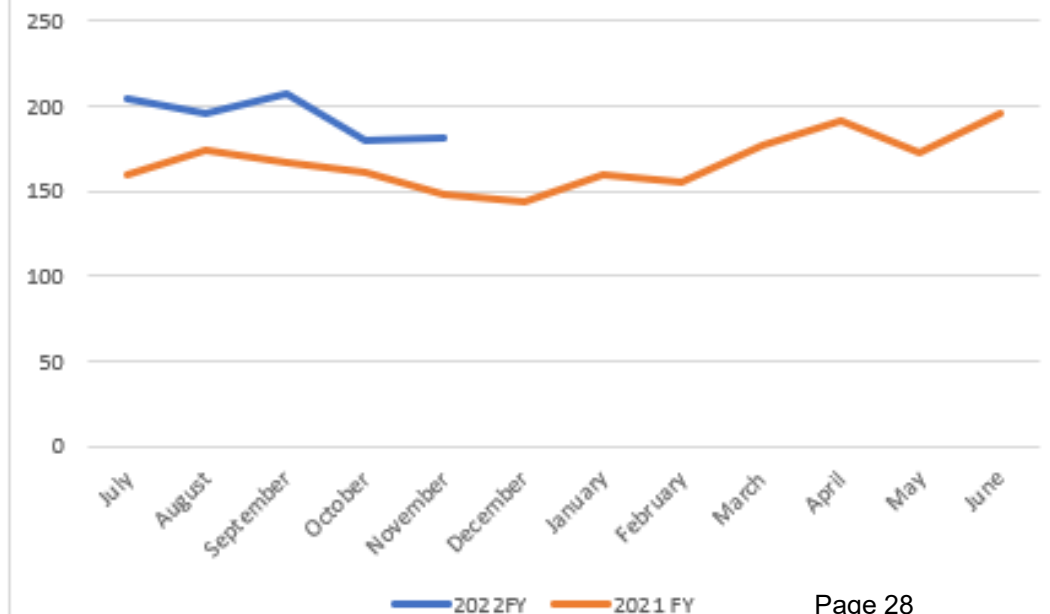
Net Assessments



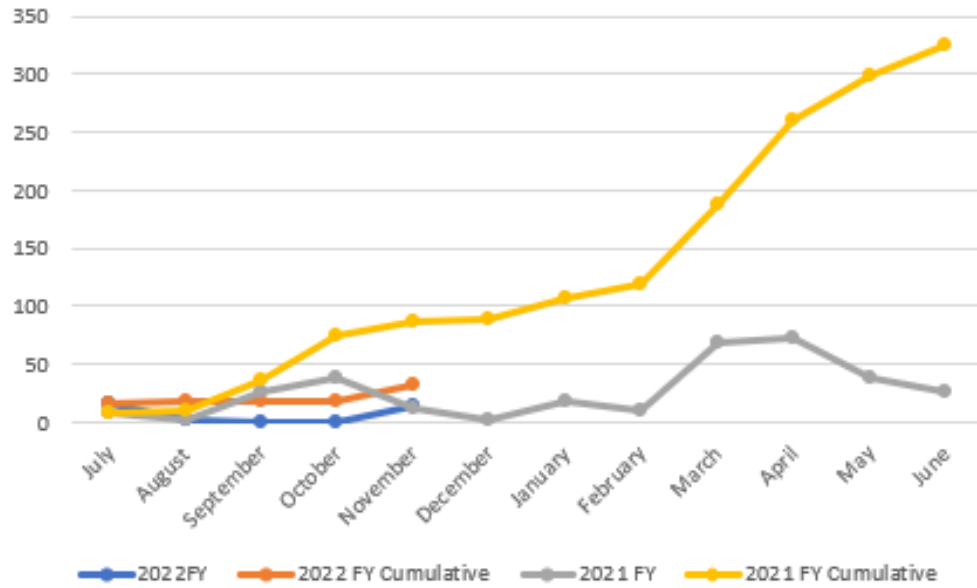
Sales per month/ Cumulative



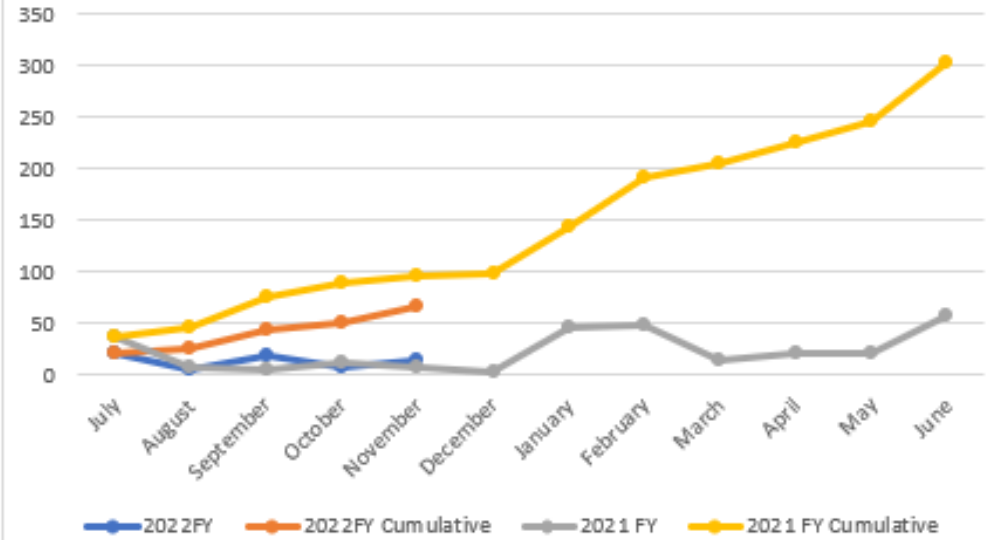
Buildings under Construction



Subdivisions per month/ Cumulative



Building Consents Completed per month/ Cumulative





Monthly Report



November 2021 Rangitikei District

QV Quotable Quote

To Appreciate the beauty of a snowflake, It is necessary to stand out in the cold. - Aristotle

Assessment Numbers

Sales

	COMPLETED	OUTSTANDING	
Net	66	Sale Notices	Sale Notices
7,994		0	0
50% Rateable: 3	258		
8,573		0	0
Assessments		Sales	Address

Building Consents

Subdivisions

COMPLETED		OUTSTANDING	
14	65	Under	0
		181	
		104	37
14	33		



QV Trivia

All of the 364 items in the popular song "The Twelve Days of Christmas" would have cost \$101,119.84 in 2011

Revision Objections

DECISIONS ISSUED	OUTSTANDING
0	0
<hr/>	
0	0

Maintenance Objections

DECISIONS ISSUED	OUTSTANDING
0	0
<hr/>	
0	0

Monthly Report



QV House Price Index November 2021



Area	Average value	3 mth change
1 Whangarei District	\$810,332	7.7%
2 Auckland Region	\$1,482,005	8.3%
3 Tauranga City	\$1,151,228	7.2%
4 Hamilton City	\$908,163	7.1%
5 Rotorua District	\$742,615	7.5%
6 New Plymouth District	\$737,796	9.8%
7 Napier City	\$879,492	4.2%
8 Hastings District	\$908,970	9.0%
9 Palmerston North City	\$762,339	2.7%
10 Wellington Region	\$1,080,618	4.2%
11 Nelson City	\$859,537	4.9%
12 Marlborough District	\$724,909	5.7%
13 Christchurch City	\$762,949	12.7%
14 Queenstown Lakes District	\$1,592,274	11.7%
15 Dunedin City	\$714,488	4.3%
16 Invercargill City	\$475,433	4.3%
New Zealand	\$1,029,820	6.9%

Change location

Average price

Change in 12 months

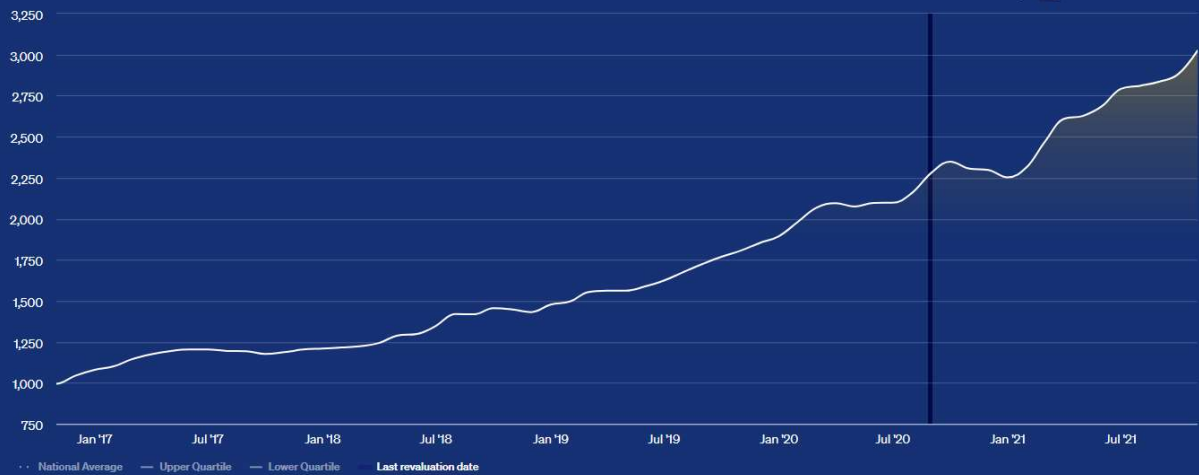
Rangitikei District

\$498,097

31.2% ↑

Average House Price House Price Index

1m 3m 6m 1y 5y Since Revaluation



Rangitikei District

Rangitikei District has increased by 7.6% over the past three month period with the average value now sitting at \$498,097. This represents an annual growth rate of 31.2%.

9.3 Treasury and Debt - December 2021**Author:** Danny Le Mar, Manager Financial Services**Authoriser:** Dave Tombs, Group Manager - Corporate Services**1. Reason for Report**

- 1.1 To provide the Finance and Performance Committee with an overview of our treasury and debt position.

2. Discussion

- 2.1 As at 31 December we had \$7.0 million available for immediate needs, \$1 million in term deposits and \$2.1 million in receivables.
- 2.2 Rangitikei District Council has not drawn down any debt in the 2021/22 financial year. The debt balance remains at \$3.1 million.
- 2.3 We are expecting in February to take out an additional \$4 million in debt and the term deposit to not be reinvested.
- 2.4 Council's Long Term Plan (Prospective Statement of Cash Flows – page 121) shows that any capital expenditure in 2021/22 in excess of \$17m was expected to be 'debt funded' (Capital Expenditure of \$43.3m is budgeted to increase Debt by \$26.3m)

Recommendation

That the report 'Treasury and Debt - December 2021' be received.

9.4 HappyOrNot Report - December 2021**Author:** Carol Gordon, Group Manager - Democracy & Planning**Authoriser:** Carol Gordon, Group Manager - Democracy & Planning**1. Reason for Report**

- 1.1 To provide the Finance/Performance Committee with the regular monthly report from Council's HappyOrNot system.

2. Context

- 1.2 The report for the month of December, showing results from over the four locations, is attached (Attachment 1). 285 responses were received during the month and some of the responders also included extra comment, which is also included in the attachment, 95% of the feedback was positive. The number of responses is lower than previous months, which is likely to be due to the Christmas close-down period.

3. Decision Making Process

- 3.1 This item is not considered to be a significant decision according to the Council's Policy on Significance and Engagement.

Attachments

1. **HappyOrNot - December 2021 Report** [↓](#)

Recommendation

That the HappyOrNot Report – December 2021 be received.

Please rate our service today



83%
236 resp.



12%
33 resp.



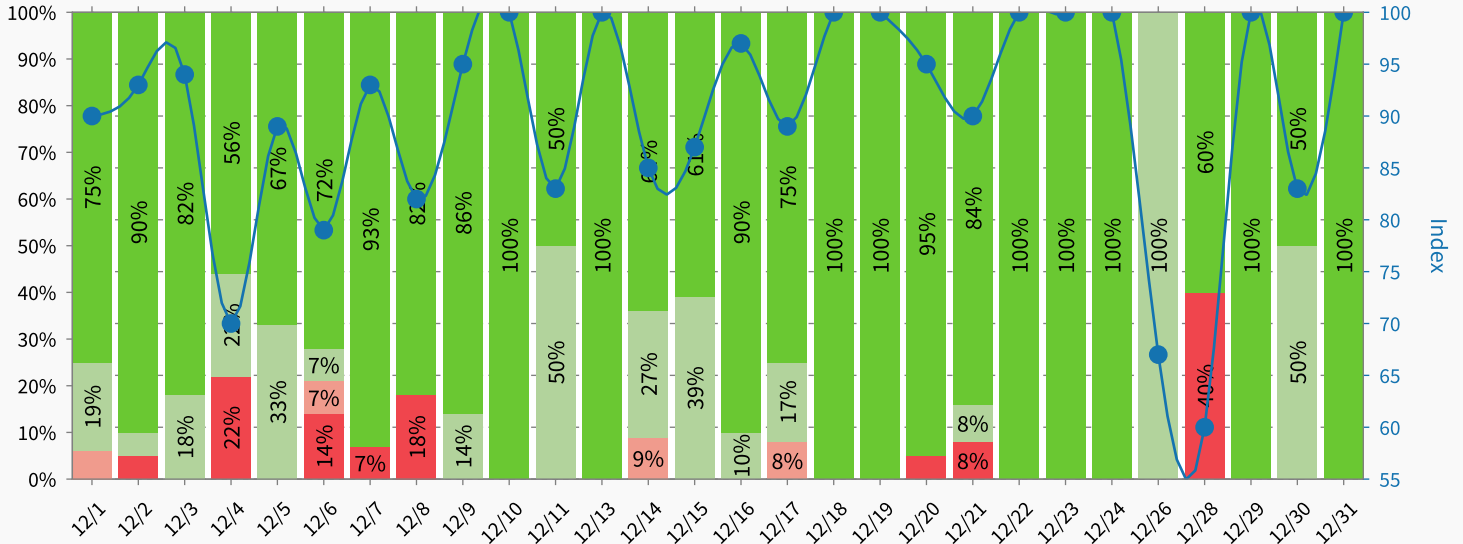
1%
4 resp.



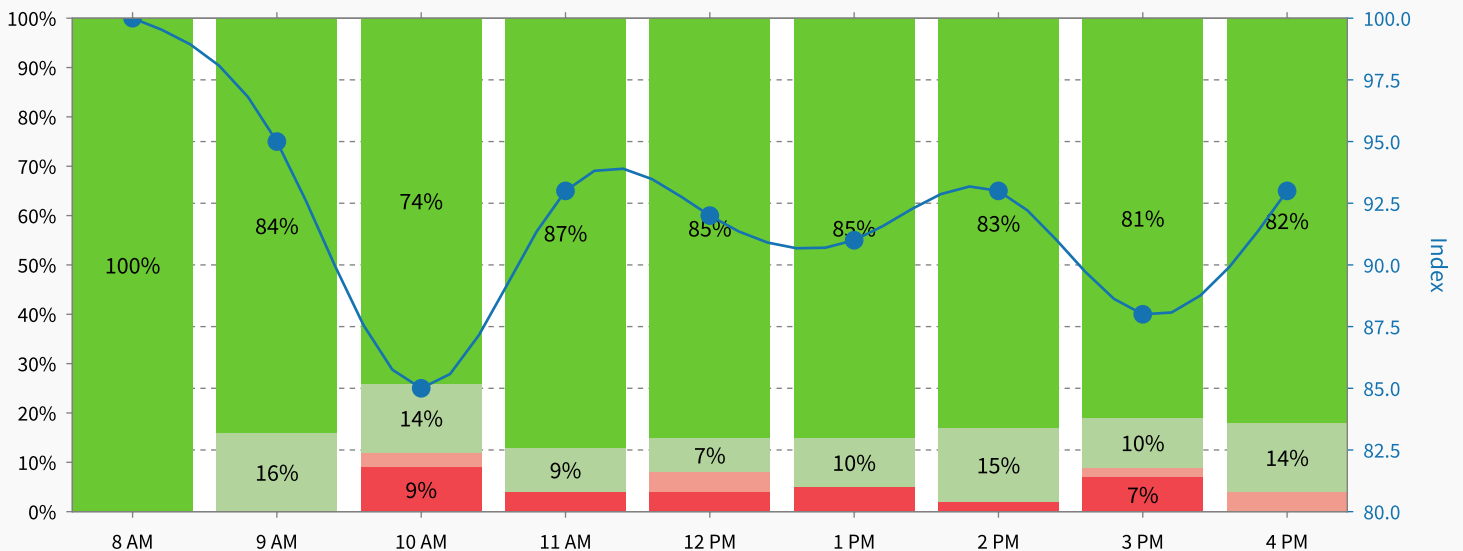
4%
12 resp.

Index: 91.0
Responses: 285

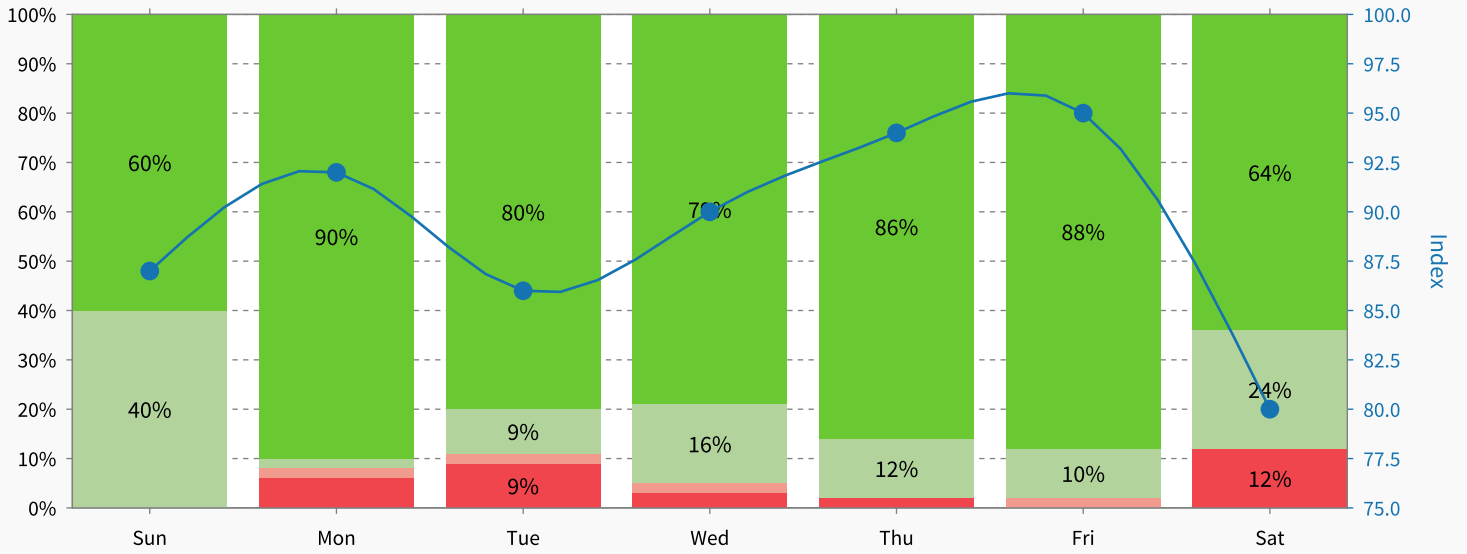
All units combined - daily distribution



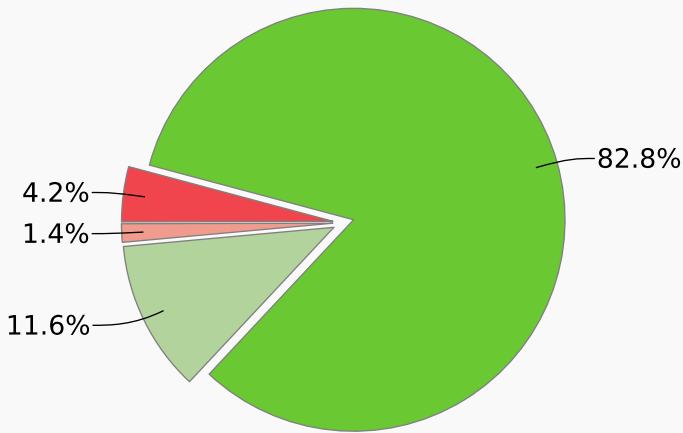
All units combined - hourly distribution



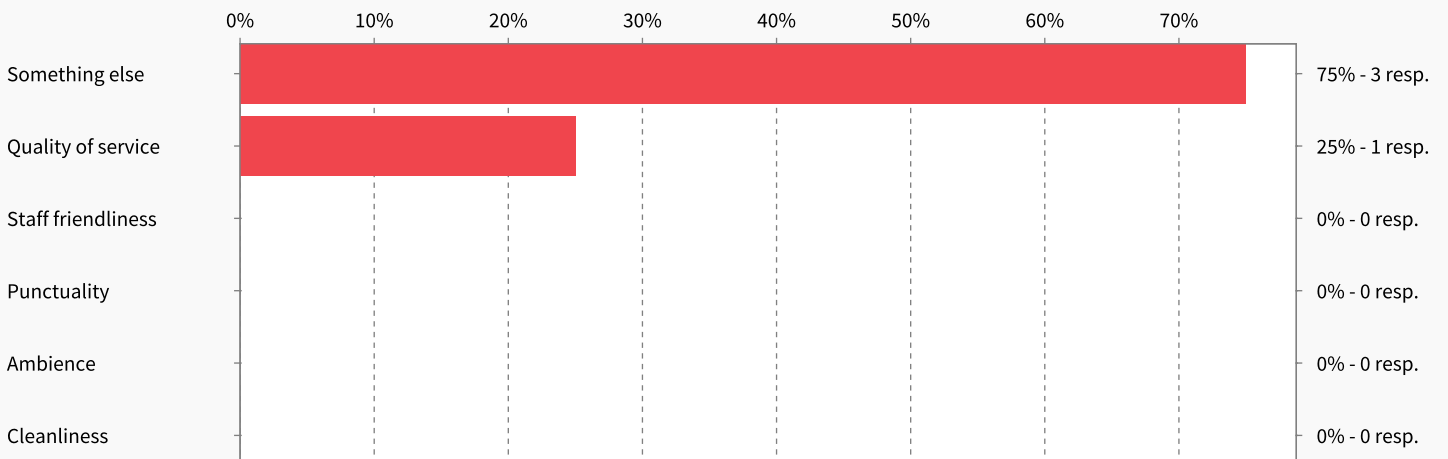
All units combined - weekday distribution

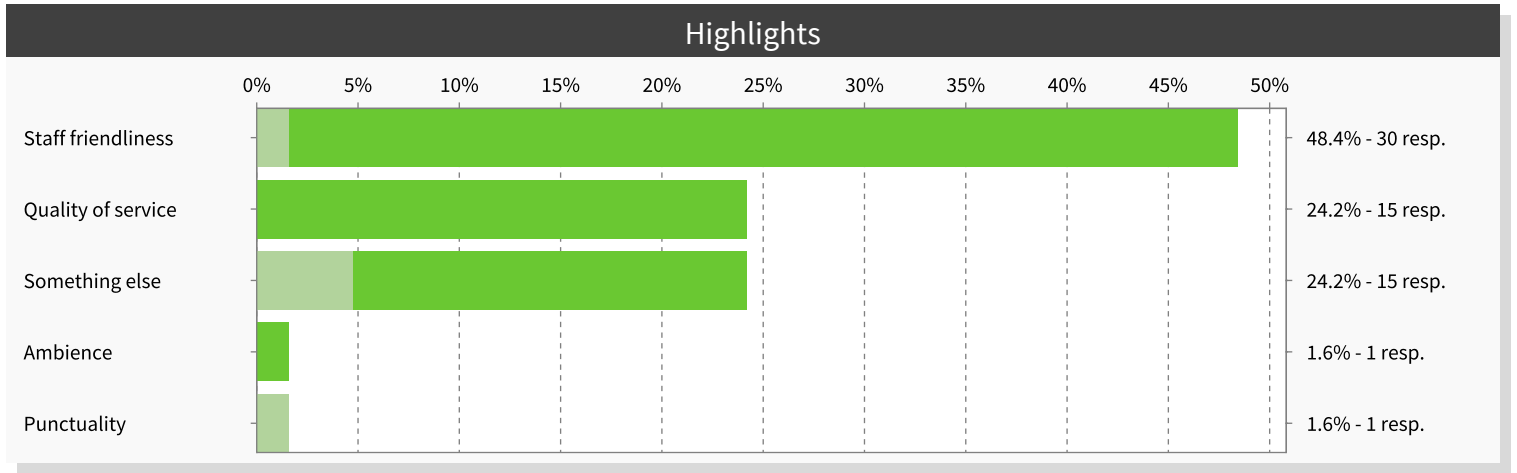


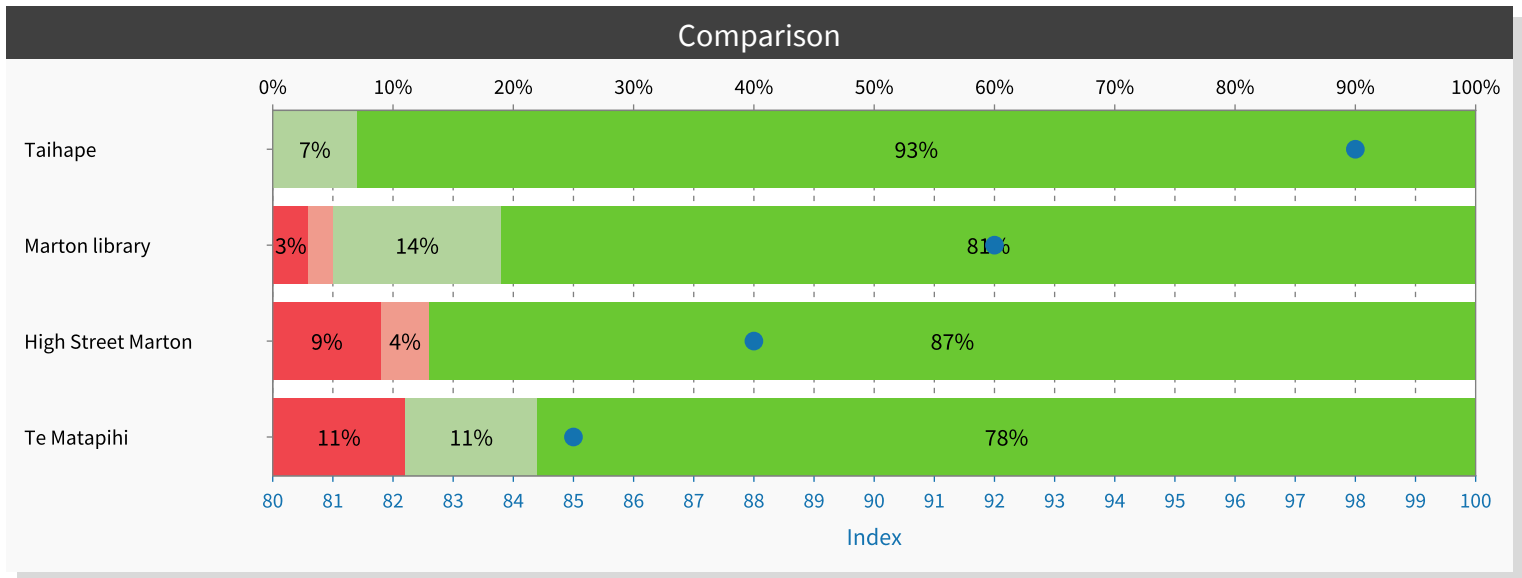
Total results























Pain Points







Comments:

- Something else 12/20/2021 2:37 PM
 it is good water 
[Te Matapihi](#)
- Staff friendliness 12/14/2021 2:25 PM
 such awesome people 
[High Street Marton](#)
- Staff friendliness 12/14/2021 2:10 PM
 very good serive 
[Te Matapihi](#)
- Something else 12/11/2021 1:43 PM
 the coputer but most of the games tha i used to be able to play but now you guys have made it so i cant play the games like silvergames krunker and madilin stunt cars 2 
[Te Matapihi](#)
- Quality of service 12/10/2021 2:56 PM
 Mathew exceptional service. Regards Deidre Dutaillis 
[Te Matapihi](#)
- Quality of service 12/08/2021 2:12 PM
 quick...efficient and friendly 
- Quality of service 12/04/2021 2:19 PM
 excellent service lovely staff 
[Taihape](#)
- Staff friendliness 12/04/2021 12:34 PM
 Good Staff. Kind and Helpful 😊 
[Te Matapihi](#)
- Something else 12/03/2021 2:56 PM
 cool books 
[Taihape](#)
- Something else 12/03/2021 12:53 PM
 really good 
[Taihape](#)

10 Next Meeting

The next Finance/Performance Committee meeting is scheduled for Thursday, 24 February 2022 at 9.30 am.

11 Meeting Closed