



RANGITIKEI
DISTRICT COUNCIL
Making this place home.

ORDER PAPER

FINANCE/PERFORMANCE COMMITTEE MEETING

Date: Thursday, 31 March 2022
Time: 9.00 am
Venue: Council Chamber
Rangitikei District Council
46 High Street
Marton

Chair: Cr Nigel Belsham
Deputy Chair: Cr Fi Dalgety
Membership: Cr Cath Ash
Cr Brian Carter
Cr Angus Gordon
Cr Tracey Hiroa
Cr Dave Wilson
Cr Gill Duncan
HWTM Andy Watson

For any enquiries regarding this agenda, please contact:

Ash Garstang, Governance Advisor, 0800 422 522 (ext. 848), or via email
ash.garstang@rangitikei.govt.nz

Contact:	0800 422 522 info@rangitikei.govt.nz www.rangitikei.govt.nz (06) 327 0099				
Locations:	<table style="width: 100%; border: none;"> <tr> <td style="width: 50%; vertical-align: top;"> <u>Marton</u> Head Office 46 High Street, Marton </td> <td style="width: 50%; vertical-align: top;"> <u>Bulls</u> Bulls Information Centre- Te Matapihi 4 Criterion Street, Bulls </td> </tr> <tr> <td style="vertical-align: top;"> <u>Taihape</u> Taihape Information Centre - Taihape Town hall 90 Hautapu Street (SH1), Taihape </td> <td></td> </tr> </table>	<u>Marton</u> Head Office 46 High Street, Marton	<u>Bulls</u> Bulls Information Centre- Te Matapihi 4 Criterion Street, Bulls	<u>Taihape</u> Taihape Information Centre - Taihape Town hall 90 Hautapu Street (SH1), Taihape	
<u>Marton</u> Head Office 46 High Street, Marton	<u>Bulls</u> Bulls Information Centre- Te Matapihi 4 Criterion Street, Bulls				
<u>Taihape</u> Taihape Information Centre - Taihape Town hall 90 Hautapu Street (SH1), Taihape					
Postal Address:	Private Bag 1102, Marton 4741				
Fax:	(06) 327 6970				

Notice is hereby given that a Finance/Performance Committee Meeting of the Rangitīkei District Council will be held in the Council Chamber, Rangitīkei District Council, 46 High Street, Marton on Thursday, 31 March 2022 at 9.00 am.

Order Of Business

1	Welcome / Prayer	4
2	Apologies	4
3	Public Forum	4
4	Conflict of Interest Declarations.....	4
5	Confirmation of Order of Business	4
6	Confirmation of Minutes	5
	6.1 Confirmation of Minutes	5
7	Follow-up Action Items from Previous Meetings	13
	7.1 Follow-up Action Items from Finance/Performance Meetings	13
8	Chair's Report	15
	8.1 Chair's Report - March 2022.....	15
9	Reports for Decision	16
	9.1 Events Sponsorship Scheme - Consideration of Applications for Round Two of 2021/22	16
10	Reports for Information.....	19
	10.1 Financial Snapshot - February 2022	19
	10.2 Treasury and Debt - February 2022	31
	10.3 Summary of Bad Debts.....	32
	10.4 QV Monthly Report - January 2022.....	34
	10.5 Quarterly Property Sales	40
	10.6 HappyOrNot Report - February 2022	44
	10.7 Events Sponsorship Scheme - Project Report Forms	50
11	Next Meeting	62
12	Meeting Closed	62

AGENDA

1 Welcome / Prayer

2 Apologies

3 Public Forum

No public forum.

4 Conflict of Interest Declarations

Members are reminded of their obligation to declare any conflicts of interest they might have in respect of items on this agenda.

5 Confirmation of Order of Business

That, taking into account the explanation provided why the item is not on the meeting agenda and why the discussion of the item cannot be delayed until a subsequent meeting, [enter item number](#) be dealt with as a late item at this meeting.

6 Confirmation of Minutes

6.1 Confirmation of Minutes

Author: Ash Garstang, Governance Advisor

1. Reason for Report

- 1.1 The minutes from the Finance/Performance Committee meeting held on 24 February 2022 are attached.

Attachments

1. Finance/Performance Committee Meeting - 24 February 2022

Recommendation

That the minutes of the Finance/Performance Committee meeting held on 24 February 2022, **[as amended/without amendment]**, be taken as read and verified as an accurate and correct record of the meeting, and that the Chair's electronic signature be added to the official minutes document as a formal record.

MINUTES

UNCONFIRMED: FINANCE/PERFORMANCE COMMITTEE MEETING

Date: Thursday, 24 February 2022
Time: 9.30 am
Venue: Council Chamber
Rangitikei District Council
46 High Street
Marton

Present

Cr Nigel Belsham
Cr Fi Dalgety [*via Zoom*]
Cr Cath Ash [*via Zoom*]
Cr Brian Carter [*via Zoom*]
Cr Dave Wilson [*via Zoom*]
Cr Gill Duncan [*via Zoom*]
HWTM Andy Watson

In attendance

Mr Peter Beggs, Chief Executive
Mr Arno Benadie, Chief Operating Officer
Mr Dave Tombs, Group Manager – Corporate Services
Mrs Carol Gordon, Group Manager – Democracy and Planning
Ms Gaylene Prince, Group Manager – Community Services [*via Zoom*]
Mrs Sharon Grant, Group Manager – People and Culture [*via Zoom*]
Mr Danny Le Mar, Manager Financial Services [*via Zoom*]
Mr Ash Garstang, Governance Advisor

Order of Business

1	Welcome / Prayer	3
2	Apologies	3
3	Public Forum	3
4	Conflict of Interest Declarations	3
5	Confirmation of Order of Business	3
6	Confirmation of Minutes	3
7	Follow-up Action Items from Previous Meetings	4
	7.1 Follow-up Action Items from Finance/Performance Meetings	4
8	Chair's Report	4
	8.1 Chair's Report - February 2022	4
9	Reports for Information	4
	9.1 Financial Snapshot - January 2022	4
	9.2 Treasury and Debt - January 2022.....	5
	9.3 QV Monthly Report - December 2021	5
	9.4 LGFA - General Information	5
	9.5 Council's Forestry Holdings	6
	9.6 Funding for Consenting Works.....	6
	9.7 HappyOrNot Report - January 2022.....	6
	9.8 Statement of Service Performance: July - December 2021	7
10	Insurance Costs Approval	7
	10.1 Insurance Costs Approval	7
11	Meeting Closed	7

1 Welcome / Prayer

Cr Belsham opened the meeting at 9.30 am and read the Council prayer.

2 Apologies

Cr Hiroa texted staff during the meeting and advised that she may join the meeting late.

Resolved minute number 22/FPE/012

That the apology for Cr Gordon be received.

Cr B Carter/HWTM A Watson. Carried

3 Public Forum

No public forum.

4 Conflict of Interest Declarations

There were no conflicts of interest declared.

5 Confirmation of Order of Business

The Public Excluded item 'Insurance Costs Approval' was addressed before item 6 (Confirmation of Minutes), and the Committee agreed to defer the item to the full Council meeting 24 February 2022.

6 Confirmation of Minutes

Resolved minute number 22/FPE/013

That the minutes of the Finance/Performance Committee meeting held on 27 January 2022, as amended, be taken as read and verified as an accurate and correct record of the meeting, and that the Chair's electronic signature be added to the official minutes document as a formal record.

Amendment: Item 10.2 – change 'valuation period' to 'objection period' and add '... following the release of the new QV valuations'.

Cr F Dalgety/Cr G Duncan. Carried

7 Follow-up Action Items from Previous Meetings

7.1 Follow-up Action Items from Finance/Performance Meetings

It was noted that the follow-up action relating to the Insurance Costs Approval should be amended to reflect the deferral to the full Council meeting.

Resolved minute number 22/FPE/014

That the report 'Follow-up Action Items from Finance/Performance Meetings' be received.

Cr C Ash/Cr B Carter. Carried

8 Chair's Report

8.1 Chair's Report - February 2022

Cr Belsham thanked staff for their continued work during the current COVID-19 resurgence.

Resolved minute number 22/FPE/015

That the tabled Chair's Report – February 2022 be received.

Cr N Belsham/Cr F Dalgety. Carried

9 Reports for Information

9.1 Financial Snapshot - January 2022

Mr Tombs advised that the figures included within the mid-year budget review are indicative and subject to a lot of future variables. He also noted that the budget item for Libraries (under Capital Expenditure +\$500k projects) will hopefully be removed by Council at its afternoon meeting today.

In response to a query regarding the ongoing presence of security guards at Council, Mr Beggs advised that he has asked his executive leadership team reviewing the requirement for this, as the end of their original three-month contract is approaching.

The Committee discussed the value of the mid-year budget review and noted that, although the figures are subject to change, they help to provide the Committee with insight around potential carry-overs before the end of the financial year.

The Committee requested that staff provide more context on the Activity Performance Report for Community Wellbeing (specifically the comments around 'Subsidies and Grants').

Resolved minute number 22/FPE/016

That the report 'Financial Snapshot – January 2022' be received.

Cr F Dalgety/Cr B Carter. Carried

9.2 Treasury and Debt - January 2022

Mr Le Mar advised that Council has taken out an additional \$5M since the start of February 2022 that is not shown in the report. Roughly \$4.5M of the receivables are due to timing – the rates have been set but the invoices are not due until February.

In response to a query about whether the \$8m of debt is in alignment with forecasts in previous annual plans, Mr Tombs advised that spending would be higher towards June 2022 and that the debt will change towards the end of the financial year.

Resolved minute number 22/FPE/017

That the report 'Treasury and Debt - January 2022' be received.

Cr D Wilson/Cr B Carter. Carried

9.3 QV Monthly Report - December 2021

Mr Beggs advised that Council's regulatory team have seen a fewer number of consents, due to builders not having access to construction materials that they require to finish projects.

In response to a query, Mr Le Mar advised that data on building consent numbers are sourced straight from the QV report. QV tracks this data internally via the completion of valuations.

Resolved minute number 22/FPE/018

That the QV Monthly Report - December 2021 be received

Cr G Duncan/Cr F Dalgety. Carried

9.4 LGFA - General Information

In response to a query, Mr Tombs advised that Council is currently in the process of becoming a guarantor within the Local Government Funding Authority.

Resolved minute number 22/FPE/019

That the report 'LGFA - General Information' be received.

Cr D Wilson/Cr B Carter. Carried

9.5 Council's Forestry Holdings

In response to a query around the thinning to waste that will be required in the coming years for forestry at Toe Toe Road and Mangaweka, Mr Tombs advised that he was uncertain if this had yet been planned and he will follow-up.

It was agreed that a full workshop was not required for this issue, and elected members were instead invited to email any specific questions to Mr Tombs.

The Mayor asked what the cost was to commission this report. Mr Tombs was uncertain, but advised that he will follow-up and find out.

The Committee discussed the merit of Council retaining forestry holdings, considering their low economic benefit to the district. It was requested that staff investigate what the net value of these holdings may be, as it was suggested that Council may be subject to a net loss when the cost of harvesting is taken into account.

Resolved minute number 22/FPE/020

That the report 'Council's Forestry Holdings' be received.

Cr F Dalgety/Cr B Carter. Carried

9.6 Funding for Consenting Works

Taken as read.

Resolved minute number 22/FPE/021

That the report 'Funding for Consenting Works' be received.

Cr G Duncan/Cr C Ash. Carried

9.7 HappyOrNot Report - January 2022

Mrs Gordon advised that the number of responses were lower in January than normal, and that this will likely be the case for February as well, due to the need to close some facilities because of Omicron.

In response to a query about the recording of complaints on drinking water in Marton, Mrs Gordon advised that these are recorded within the Request for Service (RFS) system and will be reported to the Committee via the Statement of Service Performance Report. Other point of service reporting measures (e.g., QR codes at public sites) are being implemented and should be completed by March.

Resolved minute number 22/FPE/022

That the HappyOrNot Report – January 2022 be received.

Cr B Carter/Cr D Wilson. Carried

9.8 Statement of Service Performance: July - December 2021

The Committee confirmed that this report should continue to come to the Finance/Performance Committee, and does not need to be duplicated for full Council meetings.

In response to a query, Mrs Gordon confirmed that Council had considered measurements as part of the 2021-31 Long Term Plan process. The Mayor, noting the reduced target, advised the district's roading network is going to deteriorate in future years. He further noted that Council used to have a target of 12 or 13%, but that this become unachievable due to a reduction in funding from both rates and Waka Kotahi.

Resolved minute number 22/FPE/023

That the report 'Statement of Service Performance: July – December 2021' be received.

Cr G Duncan/Cr F Dalgety. Carried

10 Insurance Costs Approval**10.1 Insurance Costs Approval**

Addressed at 9.33 am and before item 6 (Confirmation of Minutes).

Resolved minute number 22/FPE/024

That the Finance / Performance Committee recommend that the item "Insurance Costs Approval" be considered at the Council meeting being held on 24 February 2022.

HWTM A Watson/Cr D Wilson. Carried

11 Meeting Closed

The meeting closed at 10.43 am.

The minutes of this meeting were confirmed at the Finance/Performance Committee held on 31 March 2022.

.....

Chairperson

7 Follow-up Action Items from Previous Meetings

7.1 Follow-up Action Items from Finance/Performance Meetings

Author: Ash Garstang, Governance Advisor

1. Reason for Report

- 1.1 On the list attached items raised at previous Finance/Performance meetings. Items indicate who is responsible for follow up, and a brief status comment

2. Decision Making Process

- 2.1 Staff have assessed the requirements of the Local Government Act 2002 in relation to this item and have concluded that, as this report is for information only, the decision-making provisions do not apply.

Attachments

1. **Follow-up Actions Register** [↓](#)

Recommendation

That the report 'Follow-up Action Items from Finance/Performance Meetings' be received.

Current Follow-up Actions

Item	From Meeting Date	Details	Person Assigned	Status Comments	Status
1	24-Feb-22	As per the Mayor's request: Staff to investigate what the net value of Council's forestry holdings are likely to be, noting that harvesting costs are likely to be a significant expense.	Dave Tombs		Open
2	24-Feb-22	As per the Mayor's request: Staff to find out how much it cost to commission the Forestry Holdings report.	Dave Tombs		Open
3	24-Feb-22	As per Cr Dalgety's request: Staff to investigate whether the 'thinning to waste' (for forestry at Toe Toe Road and Mangaweka) has yet been planned. Refer to pg 64, sect 4, of the Order Paper for reference.	Dave Tombs		Open
4	24-Feb-22	As per Cr Duncan's request: Staff to update the commentary for 'Subsidies and Grants' (under the Activity Performance Report for Community Wellbeing), to provide greater clarity regarding the unbudgeted expenditure that the \$500k Community Recovery Grant money will be put towards.	Dave Tombs	Additional commentay added to the Finance Report	Closed
5	27-Jan-22	Mr Benadie to bring a report to the Assets/Infrastructure Committee around funding to repair damage that was caused by the heavy rainfall in late December 2021.	Arno Benadie	This will be presented to the next Assets / Infrastructure Committee meeting in April 2022.	In progress
6	28-Oct-21	Regarding the 'Total Sales by Rating Category Group' graph (pg 31 of Order Paper): Cr Gordon asked if it was possible to see more detailed information on this, such as the price per hectare. Staff will check if they have more detailed information on this.	Dave Tombs / Karin Cruywagen	Providing this extra information will require considerable configuration and testing to the current report. Staff will aim to look into this further in the new year.	In progress
7	30-Sep-21	Staff to upload future Statement of Service Performance dashboards to Council's website, once they have been received by the F/P Committee.	Carol Gordon	The dashboard and supporting information will be uploaded to Council's website once it has been sent to the Finance / Performance Committee as part of the February committee agenda.	In progress
8	26-Aug-21	Regarding 10.1 Rubbish & Recycling Activity Performance Report, page 34 - User fees & charges over budget by \$135k. Question - do we know what the split is of commercial users vs private users? Is this increase from commercial activities / commercial dumping?	Jess Mcilroy	This information needs to be provided by the operator, once the response has been received it will be emailed out to Committee Members.	In progress
9	25-Feb-21	Revaluation impact across the sector.	Dave Tombs	Report will be included on Agenda once work related to the LTP, financial year end, Councilmark etc allows.	In progress

8 Chair's Report

8.1 Chair's Report - March 2022

Author: Nigel Belsham, Chair

Welcome to the Finance and Performance Committee meeting for March 2022.

Council Elected Members and staff have had an extremely busy period over the past month in finalising the Annual Plan. With budget forecasting and works planning being processed into information for workshops, it has been a challenging time for all. Delivery of these workshops and meetings through the Zoom meeting function, whilst providing alternative ways of communicating, becomes very fatiguing and, in my opinion, achieves poorer outcomes of decision making. I will be pleased when we can all be back in Council Chambers having those robust discussions once again.

Decisions on the District's Events Sponsorship Scheme take place today. It is an unfortunate sign of the times that we see only two applications to this round of funding. However, I must congratulate the applicants for committing to holding these events and wish them well on the outcomes that they are seeking. The Hunterville Hunterway Shemozzle is certainly one of our most iconic events held within our district and it is an absolute true picture of rural New Zealand in real time action. A must for any city dweller to go and experience.

There are a number of factors that are currently having a real impact on the cost of 'doing business' in New Zealand. I am certain that these will be coming to impact the delivery of projects and services from Council's perspective. The rapidly increasing cost of fuel will be one of these, as nearly every service or product has a transportation cost involved. In my opinion, this will have to be realised as a significant risk to the cost of projects and the impact on budgets in a very short timeframe.

Looking forward to everyone's input into today's meeting.

Nigel Belsham

Finance & Performance Committee Chair

Recommendation

That the Chair's Report – March 2022 be received.

9 Reports for Decision

9.1 Events Sponsorship Scheme - Consideration of Applications for Round Two of 2021/22

Author: Ash Garstang, Governance Advisor

Authoriser: Carol Gordon, Group Manager - Democracy & Planning

1. Reason for Report

- 1.1 The 2021/22 budget for the Events Sponsorship Scheme (ESS) is **\$50,000**. There are two funding rounds, held in September 2021 and March 2022.
- 1.2 A total of **\$11,300** has been requested in Round Two.
- 1.3 The criteria states that the Event Sponsorship Scheme supports up to 50% of the cost of events. It is suggested that the Committee give consideration to a projects likelihood of success if funded for less than the amount requested.

2. Round 1 - 2021/22

- 2.1 Eight applications were approved by the Committee for Round 1 of 2021/22, for a total amount of \$22,600. Due to COVID-19 and the resulting social restrictions, many of these events were unable to proceed and refunds to Council are in progress. A breakdown of these eight applications is provided below (as of 18 March 2022).
- 2.2 Proceeded:
 - Taihape Area Dressage Group - Taihape Xmas Championships
- 2.3 Cancelled:
 - Taihape Horse Society - Taihape 65th Annual Show Jumping Championships
 - Taihape Riders Fundraising Committee - Taihape Riders – River to River 2021
 - Huntley School Jubilee Committee - Huntley School 125th Jubilee
 - Hunterville Huntaway Festival
 - Turakina Caledonian Society Inc. - 158th Turakina Highland Games
 - Taihape Community Development Trust - Combined Events A&P and Gumboot Day
- 2.4 Either Cancelled or Postponed (pending clarification):
 - Lions Club of Hunterville Charitable Trust - Bike the Boulders

3. Applications for Round 2 - 2021/22

- 3.1 Due to the cancellation of most events from Round 1, there is at least \$47,100 available for distribution in Round 2.
- 3.2 A summary of eligible costs and amounts requested is below:

	Eligible costs	Amount requested
Hunterway Hunterville Festival - Shemozzle	\$78,243	\$10,000
Bulls and District Community Trust	\$1,807.78	\$1,300
		\$11,300

3.3 It is a condition of the Events Sponsorship Scheme that Project Report Forms are returned before further funding can be sought. Both applicants for Round Two, 2021/22 are eligible to apply for funding.

4. Consideration of Remaining Funds

4.1 The Committee will need to decide what to do with the remaining funds in the Events Sponsorship Scheme for 2021/22. Several options are available (see recommendation 3).

Recommendation 1

That the report ‘Events Sponsorship Scheme – Consideration of Applications for Round Two of 2021/22’ be received.

Recommendation 2

That the Finance/Performance Committee approve the sponsorship of events listed below, and disperse the Events Sponsorship Scheme as outlined to successful applicants:

-
-

Recommendation 3

That the remaining funds of the Events Sponsorship Scheme 2021/22 (totalling \$____), be allowed to expire.

OR

ITEM 9.1

That the Finance/Performance Committee recommends to Council that the remaining funds of the Events Sponsorship Scheme 2021/22 (totalling \$____), be carried-forward to the Events Sponsorship Scheme for 2022/23.

OR

That a third round of funding be held for the Events Sponsorship Scheme in 2021/22, with an application close date of 30 May 2022, and with the consideration of funding applications being held 30 June 2022 (as part of the Finance/Performance Committee meeting).

10 Reports for Information

10.1 Financial Snapshot - February 2022

Author: Hilary Walker, Management and Systems Accountant

Authoriser: Dave Tombs, Group Manager - Corporate Services

1. Reason for Report

- 1.1 To provide Committee Members with Council's latest management accounts and related commentary.

2. Activity Performance Reports

- 2.1 The attached Departmental Activity Performance Reports provide commentary on Departmental operational budget variances in excess of \$100k (excluding Depreciation).
- 2.2 Consistent with previous months, most budget variances are timing differences which will correct themselves during the coming months or be rolled into 2022/23.
- 2.3 Covid has made some of these timing differences larger than would otherwise have been the case (especially in the Roding and Footpath results). In addition the weather event in November/December and the flooding event early December has resulted in a backlog of work.

3. Capital Expenditure

Year To Date Summary

- 3.1 The attached summary shows the budget variances split by cost centre with the larger budgets (>\$500k) being shown separately.
- 3.2 The 2021/22 capital budgets incorporate the amended project budgets approved at Council Meeting 16 December 2021.
- 3.3 Officers would like to highlight the high level of Capital Expenditure for February of \$2.7m (increase from \$7m to \$9.7m).

Attachments

1. **Financial Snapshot - February 2022** [↓](#)

Recommendation

That the report 'Financial Snapshot – February 2022' be received.

**Whole of Council
Activity Performance Report
For the 8 months ended 28 February 2022**

	2021/22 YTD Actuals February	2021/22 YTD Budgets February	2021/22 YTD Variance February	2021/22 YTD Percentage Variance February	2021/22 Total Revised Budget
	\$000	\$000	\$000		\$000
Revenue	(30,508)	(33,977)	(3,469)	-10.21%	(48,288)
Subsidies and Grants	(9,663)	(13,338)	(3,675)	-27.55%	(19,283)
Other Revenue	(2,296)	(2,442)	(147)	-6.00%	(4,419)
Finance Revenue	(16)	(8)	8	99.47%	(13)
Other Comprehensive	(201)	0	201	NA	(70)
Rates	(18,332)	(18,189)	143	0.78%	(24,503)
Expense	24,299	26,889	2,590	9.63%	41,043
Other Expenses	11,181	13,081	1,900	14.53%	19,873
Personnel Costs	4,588	4,323	(265)	-6.13%	6,632
Finance Costs	51	123	72	58.48%	496
Depreciation and Amortisation	8,479	9,361	883	9.43%	14,042
Internal Charges and Recoveries	0	0	0	0.00%	0
Grand Total	(6,209)	(7,088)	(879)	-12.41%	(7,246)

Variances > \$100k: Comments

Rates

As shown above, overall, Rates Income is 'on budget'. However, the following pages show some Divisional variances that should be considered in light of this overall position.

Business Units
Activity Performance Report
For the 8 months ended 28 February 2022

	2021/22 YTD Actuals February	2021/22 YTD Budgets February	2021/22 YTD Variance February	2021/22 YTD Percentage Variance February	2021/22 Total Revised Budget
	\$000	\$000	\$000		\$000
Revenue	(129)	536	665	124.07%	685
Subsidies and Grants	(88)	(122)	(35)	-28.38%	(184)
Other Revenue	(10)	(24)	(14)	-58.40%	(35)
Finance Revenue	(16)	(8)	8	99.47%	(13)
Other Comprehensive	(0)	0	0	NA	(70)
Rates	(15)	690	706	102.21%	987
Expense	149	207	58	28.09%	(43)
Other Expenses	1,763	2,206	443	20.06%	3,298
Personnel Costs	3,801	3,741	(60)	-1.60%	5,738
Finance Costs	51	123	72	58.48%	(285)
Depreciation and Amortisation	247	383	136	35.43%	574
Internal Charges and Recoveries	(5,714)	(6,246)	(532)	-8.53%	(9,369)
Grand Total	20	743	723	97.35%	642

Variances > \$100k: Comments

Other Expenses

The main causes of this variance are timing differences arising from 2021/22 Audit Fees, Building Stocktake Expense and MDC Professional Services, being budgeted in advance of the costs being incurred. These variances should be eliminated during the 2021/22 year.

There are also a number of smaller budget variances in different areas caused by budgets being phased in advanced of the activity. These are expected to reduce through the remainder of the financial year.

Internal Charges & Recoveries

The model used to allocate budget overheads for 2021/2022 has been used to allocate the actual overheads to avoid misleading budget variances.

**Community & Leisure
Activity Performance Report
For the 8 months ended 28 February 2022**

	2021/22 YTD Actuals February	2021/22 YTD Budgets February	2021/22 YTD Variance February	2021/22 YTD Percentage Variance February	2021/22 Total Revised Budget
	\$000	\$000	\$000		\$000
Revenue	(3,977)	(3,919)	58	1.48%	(5,316)
Subsidies and Grants	(155)	(95)	59	61.96%	(119)
Other Revenue	(508)	(516)	(8)	-1.63%	(787)
Other Comprehensive	(201)	0	201	NA	0
Rates	(3,113)	(3,307)	(194)	-5.86%	(4,409)
Expense	2,916	3,516	600	17.05%	5,315
Other Expenses	1,572	1,725	153	8.88%	2,413
Personnel Costs	0	0	0	0.00%	0
Finance Costs	0	0	0	0.00%	217
Depreciation and Amortisation	829	1,251	422	33.72%	1,876
Internal Charges and Recoveries	515	539	24	4.54%	809
Grand Total	(1,061)	(403)	657	163.12%	(0)

Variances > \$100k: Comments

Other Comprehensive Revenue This relates to the sale of Walton St land.

Other Expenses This YTD Budget variance relates mainly to the timing of grant payments (e.g. Parks Upgrade Partnership Scheme, Ratana Playground) and is expected to diminish during 2021/22.

**Community Leadership
Activity Performance Report
For the 8 months ended 28 February 2022**

	2021/22 YTD Actuals February	2021/22 YTD Budgets February	2021/22 YTD Variance February	2021/22 YTD Percentage Variance February	2021/22 Total Revised Budget
	\$000	\$000	\$000		\$000
Revenue	(739)	(916)	(177)	-19.31%	(1,221)
Other Revenue	(0)	0	0	0.00%	0
Rates	(739)	(916)	(177)	-19.33%	(1,221)
Expense	753	810	57	7.03%	1,230
Other Expenses	431	455	23	5.11%	696
Finance Costs	0	0	0	0.00%	0
Depreciation and Amortisation	0	1	1	100.00%	2
Internal Charges and Recoveries	322	354	33	9.21%	532
Grand Total	14,406	(106)	(120)	-113.65%	9

Variances > \$100k: Comments

**Community Wellbeing
Activity Performance Report
For the 8 months ended 28 February 2022**

	2021/22 YTD Actuals February	2021/22 YTD Budgets February	2021/22 YTD Variance February	2021/22 YTD Percentage Variance February	2021/22 Total Revised Budget
	\$000	\$000	\$000		\$000
Revenue	(1,429)	(1,110)	318	28.65%	(1,509)
Subsidies and Grants	(590)	(82)	508	622.68%	(125)
Other Revenue	(8)	(9)	(1)	-7.17%	(24)
Other Comprehensive	0	0	0	0.00%	0
Rates	(831)	(1,020)	(189)	-18.57%	(1,360)
Expense	1,128	958	(169)	-17.67%	1,509
Other Expenses	661	586	(75)	-12.82%	946
Personnel Costs	229	115	(114)	-98.87%	176
Finance Costs	0	0	0	0.00%	0
Depreciation and Amortisation	3	6	3	49.29%	10
Internal Charges and Recoveries	235	251	16	6.48%	376
Grand Total	(301)	(152)	149	97.82%	(0)

Variances > \$100k: Comments

Subsidies and Grants

An unbudgeted \$500k Community Recovery Grant was received in relation to 'Mayors Taskforce for Jobs' grant from MSD. These funds will be offset by unbudgeted expenditure. This 'Mayors Task Force for Jobs' Programme has enabled Council to employ a local contractor, who provides support for youth to be retained or placed in employment.

Other Expenses

Unbudgeted expenditure relates to the above Grant and Putorino Landfill costs. This is currently partially offset by timing difference in expenditure in other areas.

**Environmental & Regulatory
Activity Performance Report
For the 8 months ended 28 February 2022**

	2021/22 YTD Actuals February	2021/22 YTD Budgets February	2021/22 YTD Variance February	2021/22 YTD Percentage Variance February	2021/22 Total Revised Budget
	\$000	\$000	\$000		\$000
Revenue	(1,898)	(2,149)	(251)	-11.67%	(2,936)
Subsidies and Grants	0	0	0	0.00%	0
Other Revenue	(1,094)	(1,243)	(149)	-12.02%	(1,729)
Rates	(804)	(906)	(101)	-11.19%	(1,207)
Expense	1,759	1,947	187	9.63%	2,936
Other Expenses	277	444	166	37.47%	665
Personnel Costs	559	467	(92)	-19.63%	717
Finance Costs	0	0	0	0.00%	0
Depreciation and Amortisation	0	0	0	0.00%	0
Internal Charges and Recoveries	923	1,036	113	10.90%	1,554
Grand Total	(138)	(202)	(63)	-31.41%	(0)

Variances > \$100k: Comments

Other Revenue Below budget due to reduced activity; offset by corresponding decrease in expenses e.g. external contractor.

Other Expenses see above

**Roading & Footpaths
Activity Performance Report
For the 8 months ended 28 February 2022**

	2021/22 YTD Actuals February	2021/22 YTD Budgets February	2021/22 YTD Variance February	2021/22 YTD Percentage Variance February	2021/22 Total Revised Budget
	\$000	\$000	\$000		\$000
Revenue	(11,636)	(16,311)	(4,676)	-28.67%	(24,039)
Subsidies and Grants	(5,942)	(10,628)	(4,686)	-44.09%	(16,445)
Other Revenue	(88)	(98)	(10)	-9.82%	(147)
Other Comprehensive	0	0	0	0.00%	0
Rates	(5,605)	(5,585)	20	0.36%	(7,447)
Expense	10,950	12,626	1,676	13.28%	19,428
Other Expenses	3,070	4,422	1,353	30.58%	7,029
Finance Costs	0	0	0	0.00%	93
Depreciation and Amortisation	5,358	5,451	93	1.71%	8,176
Internal Charges and Recoveries	2,523	2,753	231	8.38%	4,130
Grand Total	(686)	(3,685)	(3,000)	-81.39%	(4,611)

Variances > \$100k: Comments

Subsidies and Grant

Subsidies and Grants Revenue is \$4.6m below Budget is due largely to a delay in the Marton Rail Hub and the Roothing Programme.

Marton Rail Hub Subsidy Full Year Revenue Budget of \$6m is likely to be deferred to 2022/2023.

The Roothing Subsidies income is also behind budget for two reasons:

1. up to \$1.5m of this year's Low Cost Low Risk capital programme may be deferred to 2022/2023 as contractor resources were diverted to attending the weather related events in November/December. This resulted in a deferral in Low Cost Low Risk work which could result in some of the Subsidies & Grants income budget for this year being received next year;
2. timing difference between the timing of budgets and actual receipts that should catch up during the coming months

Other Expenses

Other Expenses is \$1.3m behind budget and is related to the above (delay in roading maintenance). Officers expect to be able to make up this backlog during the rest of the financial year (in the absence of any unforeseen prolonged interruption).

In addition, due to weather event in November/December and the flooding event early December has resulted in a backlog of work. This plus the work programme is expected to be cleared by end of March.

Rubbish & Recycling
Activity Performance Report
For the 8 months ended 28 February 2022

	2021/22 YTD Actuals February	2021/22 YTD Budgets February	2021/22 YTD Variance February	2021/22 YTD Percentage Variance February	2021/22 Total Revised Budget
	\$000	\$000	\$000		\$000
Revenue	(1,331)	(1,243)	89	7.15%	(1,723)
Other Revenue	(513)	(437)	76	17.41%	(649)
Other Comprehensive	0	0	0	0.00%	0
Rates	(818)	(805)	13	1.58%	(1,074)
Expense	1,109	1,155	47	4.04%	1,723
Other Expenses	979	983	4	0.37%	1,463
Finance Costs	0	0	0	0.00%	1
Depreciation and Amortisation	16	43	27	62.39%	64
Internal Charges and Recoveries	113	130	16	12.64%	195
Grand Total	(223)	(87)	136	155.19%	0

Variances > \$100k: Comments

**Water, Sewerage & Stormwater
Activity Performance Report
For the 8 months ended 28 February 2022**

	2021/22 YTD Actuals February	2021/22 YTD Budgets February	2021/22 YTD Variance February	2021/22 YTD Percentage Variance February	2021/22 Total Revised Budget
	\$000	\$000	\$000		\$000
Revenue	(9,370)	(8,866)	504	0.06%	(12,230)
Subsidies and Grants	(2,889)	(2,410)	479	0.20%	(2,410)
Other Revenue	(74)	(115)	(41)	-0.36%	(1,048)
Other Comprehensive	0	0	0	0.00%	0
Rates	(6,407)	(6,341)	66	0.01%	(8,772)
Expense	5,535	5,670	135	0.02%	8,945
Other Expenses	2,426	2,260	(166)	-0.07%	3,361
Finance Costs	0	0	0	0.00%	469
Depreciation and Amortisation	2,025	2,227	201	0.09%	3,340
Internal Charges and Recoveries	1,083	1,183	99	0.08%	1,774
Grand Total	(3,835)	(3,196)	638	0.20%	(3,285)

Variances > \$100k: Comments

Subsidies and Grant	During 2020/21 Council received \$2.4m as part of a \$4.8m the Three Waters Stimulus Grant. The other \$2.4m has been budgeted to be received in 2021/22. Due to accounting/audit requirements \$2.1m of the 2020/21 receipt has been recorded as 2021/22 revenue. The remaining \$2.4m is being invoiced from December 2021 to June 2022. This should result in unbudgeted income of \$2.1m for 2021/22, which is essentially the result of an accounting adjustment.
Other Expenses	The combined impacts of the unpredictability of the Tutaenui dam quality, seasonal changes and the need to pretreat the dam have resulted in more chemicals being required and an increase in expenditure.

For Period to 28 February 2022
Capital Expenditure +\$500k projects

	2021/22 YTD Actuals February	2021/22 YTD Budgets February Revised Current Year	2021/22 Total Revised Current Year	Forecast Carry Over into 2022/2023	Comments
Grand Total	9,705,252	29,490,085	47,634,773	16,006,018	
Business Units	603,764	852,274	1,202,500	113,000	
Community & Leisure Assets	2,258,082	4,971,862	9,244,324	1,571,000	
Domains					
4410170611. Taihape Amenities Detailed Design Construction bf from 20/21	359,724	1,140,330	1,821,000	121,000	Detailed report provided separately to Council as part of PMO Reporting
4410170630. Taihape Grandstand	41,660	600,000	1,000,000	800,000	Detailed report provided separately to Council as part of PMO Reporting
4410174501. Taihape Amenities Detailed Design & Construction	0	1,020,000	1,700,000		Detailed report provided separately to Council as part of PMO Reporting
Halls					
4090170607. -84 Marton Memorial Hall	547,367	50,000	750,000	50,000	Detailed report provided separately to Council as part of PMO Reporting
4090174502. Bulls Bus Lane and Hub	541,910	325,713	760,000		Detailed report provided separately to Council as part of PMO Reporting
4090174505. Marton Building Design & Construction	43,454	333,328	500,000	350,000	Detailed report provided separately to Council as part of PMO Reporting
Community Wellbeing	0	0	0	0	
Environmental & Regulatory	0	0	0	0	

Roading & Footpaths	4,352,828	14,226,187	21,096,945	8,725,000	
Subsidised Roothing					
70100781. Sealed Road Pavement Rehabilitation	104,882	516,045	1,204,105		Due to weather event in November/December, and the flooding event early December has resulted in a backlog of work. This plus the work programme is expected to be cleared by end of March.
70100782. Drainage Renewals	278,408	457,855	735,000		Due to weather event in November/December, and the flooding event early December has resulted in a backlog of work. This plus the work programme is expected to be cleared by end of March.
70100787. Sealed Road Surfacing	475,895	582,780	1,359,821		Programmed commenced.
70100795. Improvements- Low Cost Low Risk	312,928	3,463,237	5,007,000	1,500,000	Due to weather event in November/December, and the flooding event early December, much of the contractor resources were diverted to attending the weather related events.
Rubbish & Recycling	0	0	0	0	
Water, Sewerage & Stormwater	2,490,578	9,439,762	16,091,004	5,597,018	
Waste Water - Sewerage					
6070176204. 52: Wastewater Reticulation - Renewals	42,743	333,336	500,004		Spend by 30/6/2022
6070176205. 89: Wastewater Treatment - Renewals	62,191	333,336	500,004		Part of Ratana Wastewater upgrade. Detailed report provided separately to Council as part of PMO Reporting
6070177109. Papakai Pump Station Replacement	87,745	800,000	1,200,000	1,140,000	In detail design due 28 Feb 2022. Contractor appointed - Fulton Hogan. Weather permitting due to start April 2022
Water - District					
6060174501. 117.1: New Plant	43,215	600,000	900,000		Part of Marton Water Strategy, in detail design stage, due for completion 30 June 2022

10.2 Treasury and Debt - February 2022**Author:** Danny Le Mar, Manager Financial Services**Authoriser:** Dave Tombs, Group Manager - Corporate Services**1. Reason for Report**

- 1.1 To provide the Finance and Performance Committee with an overview of Council's Treasury and Debt position.

2. Discussion

- 2.1 We have expanded our reporting this month for the Treasury and Debt paper.

It is important to note that the balances shown below are just the balances that are relevant when determining Council's treasury and debt position: they are not all of Council's assets or liabilities.

- 2.2 As at 28 February 2022 Council had the following balances:

2.2.1 Treasury Assets

• Cash	\$9.5 million
• Receivables (excl Rates)	\$2.6 million
• Receivables (Rates)	\$1.9 million
• LGFA Borrower Notes	\$0.2 million
• GST Refund	\$0.6 million
• Total	\$14.8 million

2.2.2 Treasury Liabilities

• Payables	\$0.5 million
• Retentions	\$0.7 million
• Revenue received in advance (Rates)	\$1.4 million
• External Borrowing	\$8.1 million
• Total	\$10.7 million

- 2.3 Note: the External Borrowings are not currently due for repayment. Accordingly the *Total Treasury Assets* do not need to exceed the *Total Treasury Liabilities*.
- 2.4 Council increased its Debt from \$3m to \$8m in February 2022.

Recommendation

That the report 'Treasury and Debt - February 2022' be received.

10.3 Summary of Bad Debts

Author: Dave Tombs, Group Manager - Corporate Services

Authoriser: Dave Tombs, Group Manager - Corporate Services

1. Reason for Report

1.1 To provide Finance and Performance Committee with a summary of Council's bad debt position.

2. Context

2.1 Finance and Performance Committee has requested this Bad Debts Summary be presented every six months (at March and September Committee meetings).

Attachments

1. **Bad Debts Dashboard - February 2022** [↓](#)

Recommendation

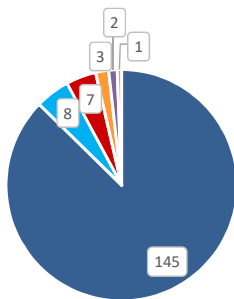
That the report 'Summary of Bad Debts' be received.

Dashboard

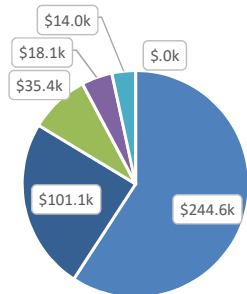
28-Feb-22

Debt Type (Multiple Items)

Summary of all files **166**



Summary of active files

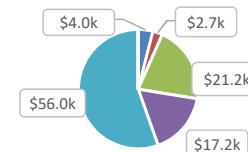


\$ **413.2k**

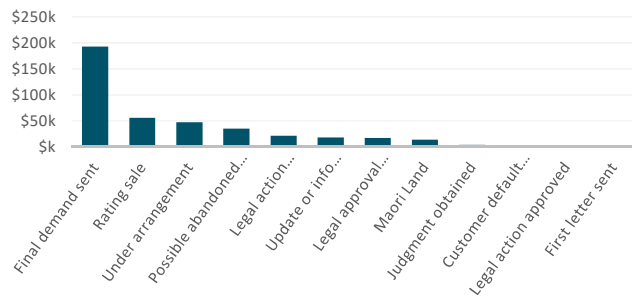
Rangitikei District Council

Total collected YTD \$ **137.1k**

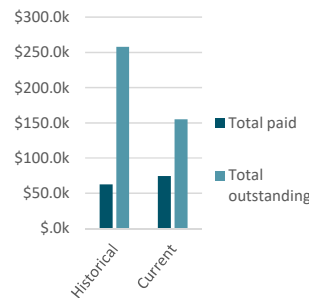
Summary of legal files



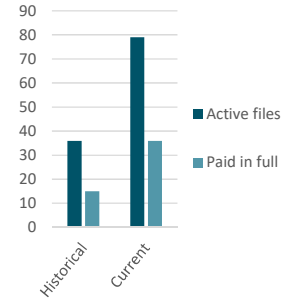
Status of active files



Debt Overview



File Overview



10.4 QV Monthly Report - January 2022**Author:** Danny Le Mar, Manager Financial Services**Authoriser:** Dave Tombs, Group Manager - Corporate Services**1. Reason for Report**

- 1.1 To provide the Finance and Performance Committee with the January 2022 monthly report provided by QV.

2. Analysis

- 2.1 Sales data is tracking on a similar trend as prior year; however, January sales have slowed down compared with previous months and prior year.
- 2.2 Subdivisions this year continue to trail the previous year.

Attachments

1. **QV Monthly Report- January 2022** [↓](#)
2. **QV Monthly Graph- January 2022** [↓](#)

Recommendation

That the QV Monthly Report - January 2022 be received



**January 2022
Rangitikei District**

QV Quotable Quote

Youth is when you're allowed to stay up late on New Year's Eve. Middle age is when you're forced to.

Assessment Numbers		Sales				
		COMPLETED		OUTSTANDING		
Net Assessments	8,004	19 This Month	Sale Notices < 3 Days	Sale Notices > 3 Days		
50% Rateable: 3	8,583		0	0		
Gross Assessments						
		309 Since 1 July	Partial Sales	Changes to Address		
			0	0		
Building Consents		Subdivisions				
		COMPLETED	OUTSTANDING	COMPLETED	OUTSTANDING	
		16 This Month	Under Construction	22 This Month	In Progress	
			99 Since 1 July		166	0
					136 Ready to Check	
		72 Since 1 July	Subs to Value			
			2			



QV Trivia

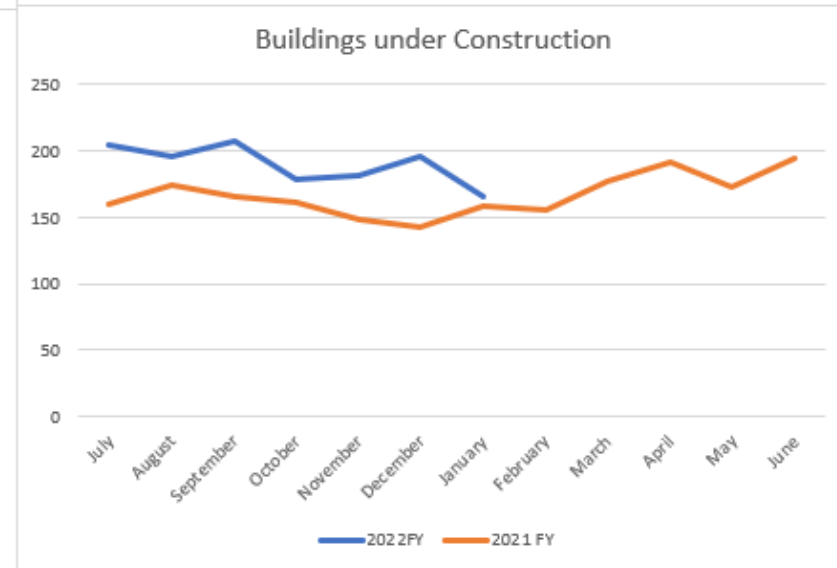
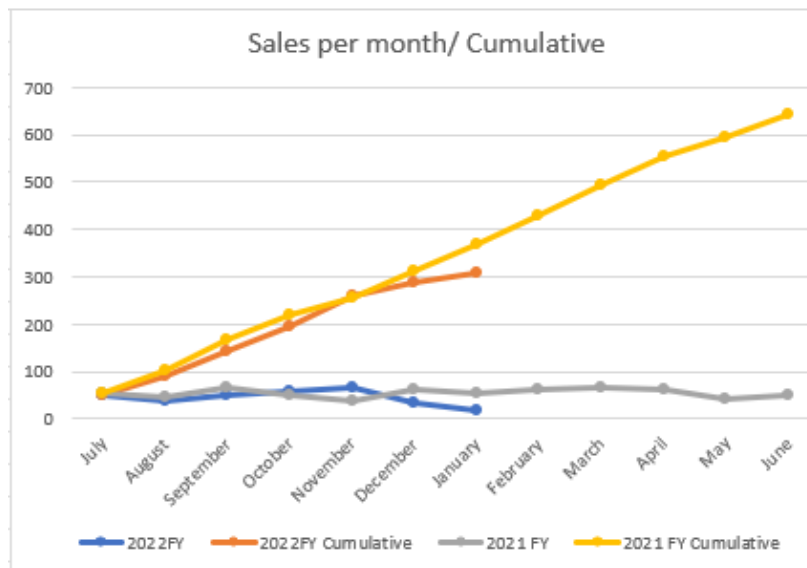
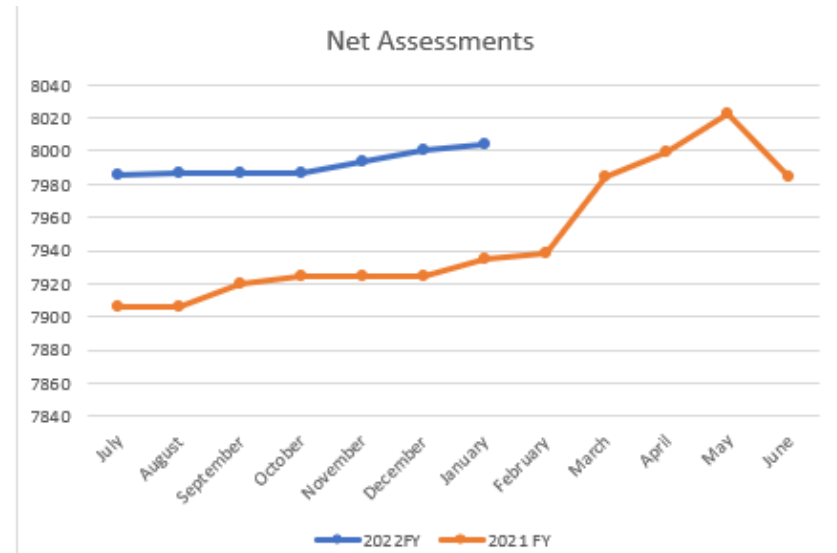
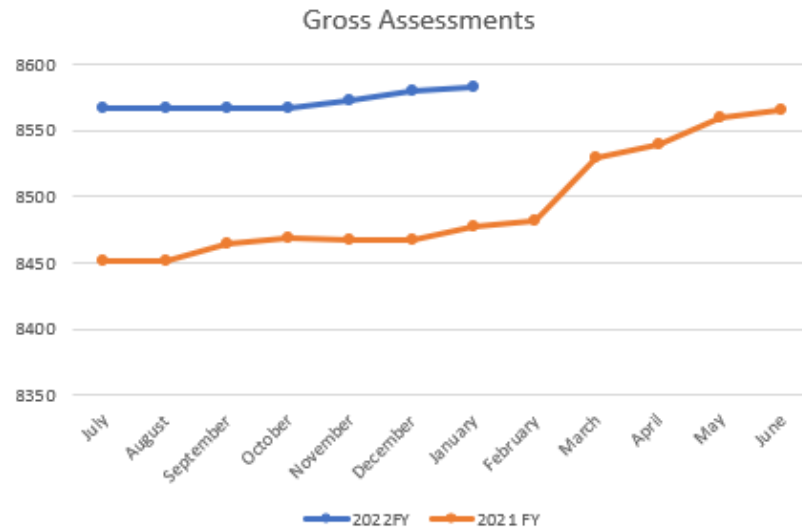
Ethiopia has 13 months, is still in the year 2014, and celebrates New Years on September 11.

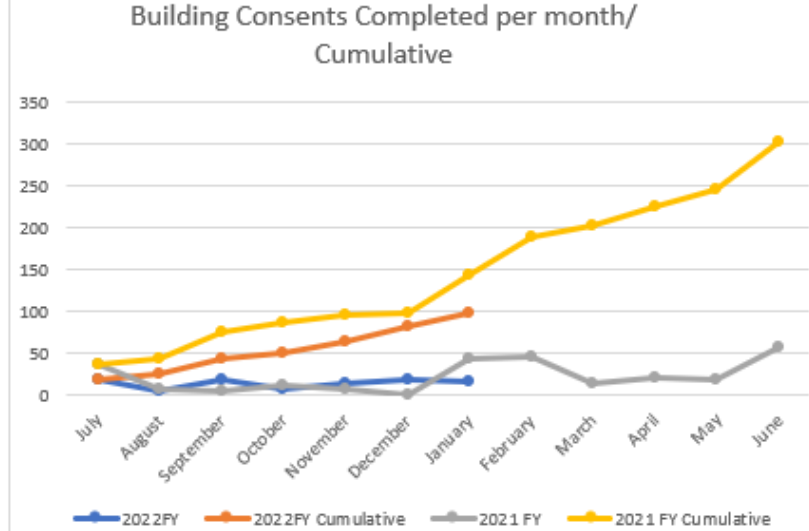
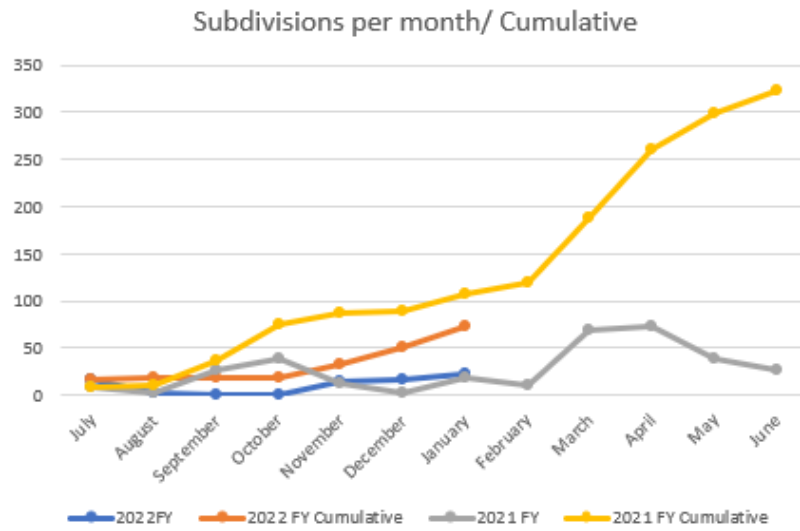
Revision Objections

Maintenance Objections

Revision Objections		Maintenance Objections	
DECISIONS ISSUED	OUTSTANDING	DECISIONS ISSUED	OUTSTANDING
<p>0</p> <p>This Month</p> <hr/> <p>0</p> <p>Since 1 July</p>	<p>Being Processed</p> <p>0</p> <hr/> <p>0</p> <p>Lodged with LVT</p>	<p>0</p> <p>This Month</p> <hr/> <p>0</p> <p>Since 1 July</p>	<p>Being Processed</p> <p>1</p> <hr/> <p>0</p> <p>Lodged with LVT</p>







10.5 Quarterly Property Sales

Author: Karin Cruywagen, Manager Information Services

Authoriser: Dave Tombs, Group Manager - Corporate Services

1. Reason for Report

- 1.1 This report includes an overview of property sales within the District for the quarter ended 31 December 2021.

2. Comments

- 2.1 Page 3 of the attachment reports that two Areas had a large negative figure for 'Sale Price % Difference from Capital Value'.
- 2.2 A main cause of this is where a ratepayer subdivides and sells a small part of their property to a neighbouring property. The data feeding into this report includes, as the 'capital value', the value of the (buying party's) new combined property that the subdivided block has become, thus significantly overstating the Capital Value figure.
- 2.3 Other causes of these negative ratios are when a property has a change of trustee. This records the Capital Value of the property but has a zero Sale Price.
- 2.4 These events distort the resulting ratios. Officers advise that such events may flow through to other figures included in this report and, accordingly, this report should be viewed as 'indicative' only.

3. Status Update - Outstanding Request

- 3.1 A Councillor's request for more detailed information relating to property sales to be included into this report (price per hectare) is being addressed. However, this may be 'parked' while Staff investigate whether more robust information is available to be used for this report (i.e. to avoid the issues summarised in Section 2 above).

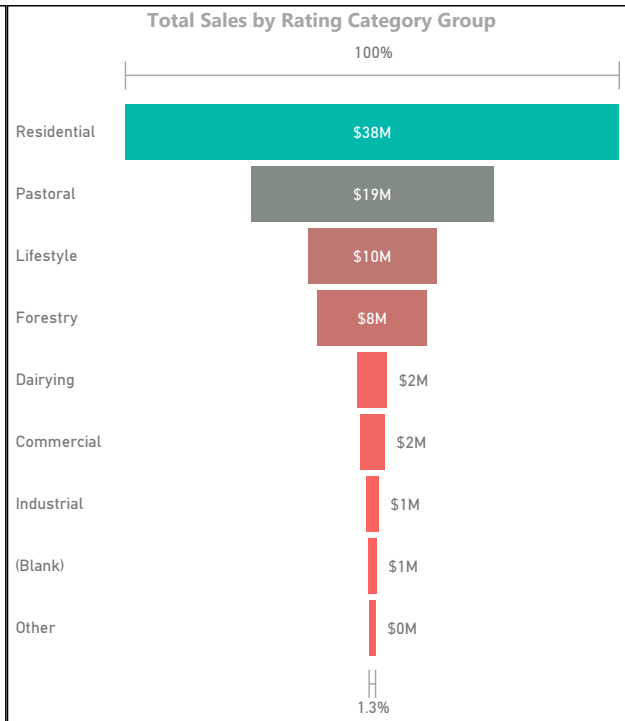
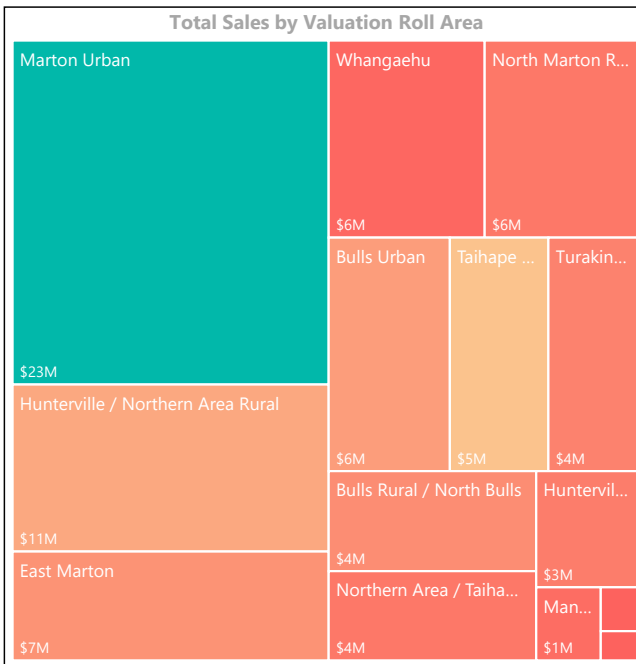
Attachments

1. **Property Sales: 1 October 2021 - 31 December 2021** [↓](#)

Recommendation

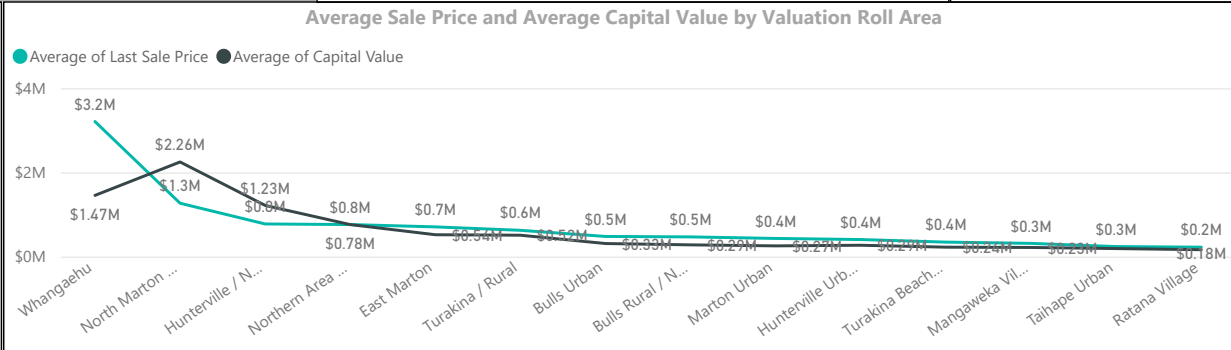
That the report 'Quarterly Property Sales' be received.

Quarter 2: 1 October 2021 - 31 December 2021



Total Sales

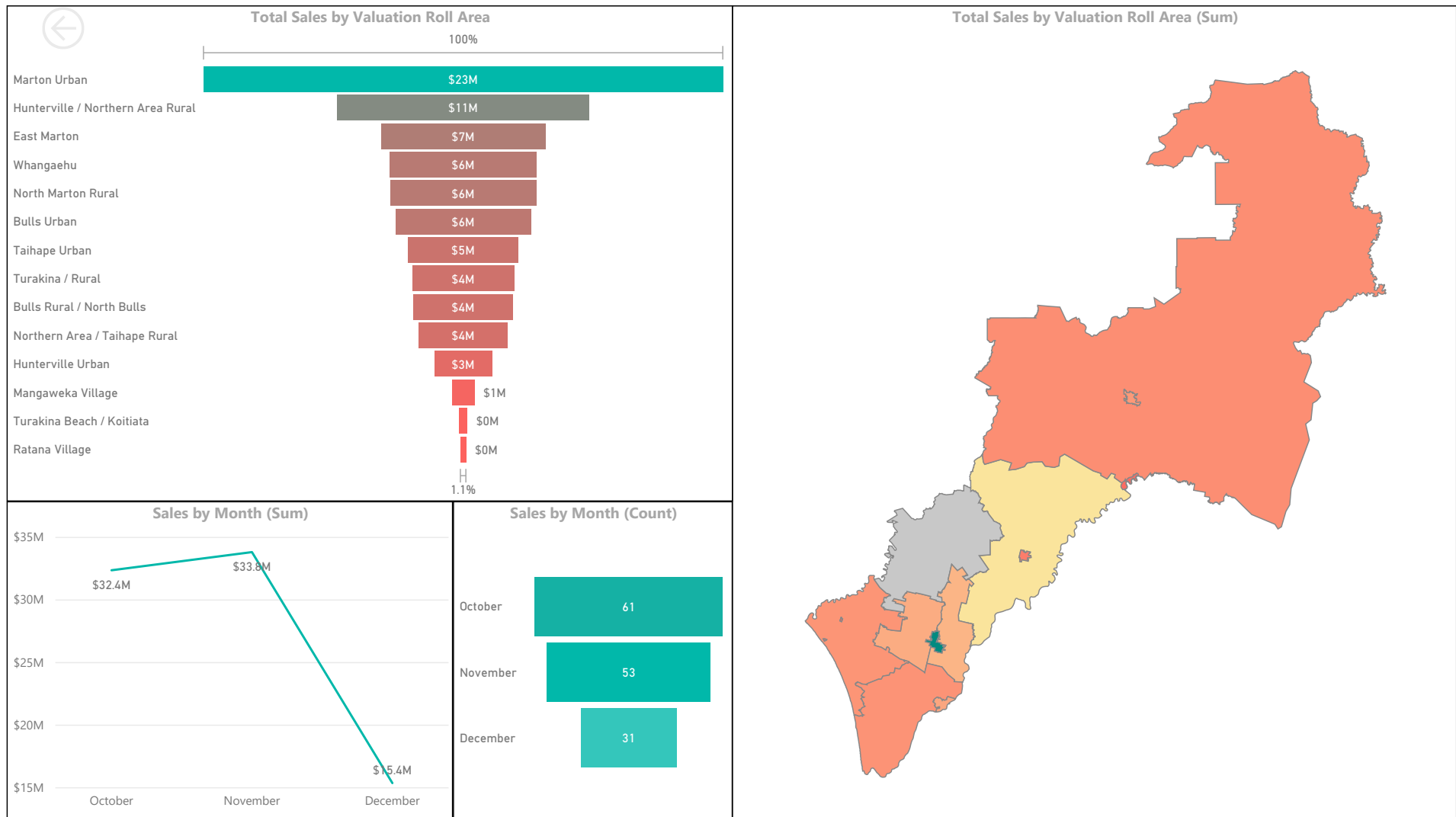
145



Total Sales

\$82M

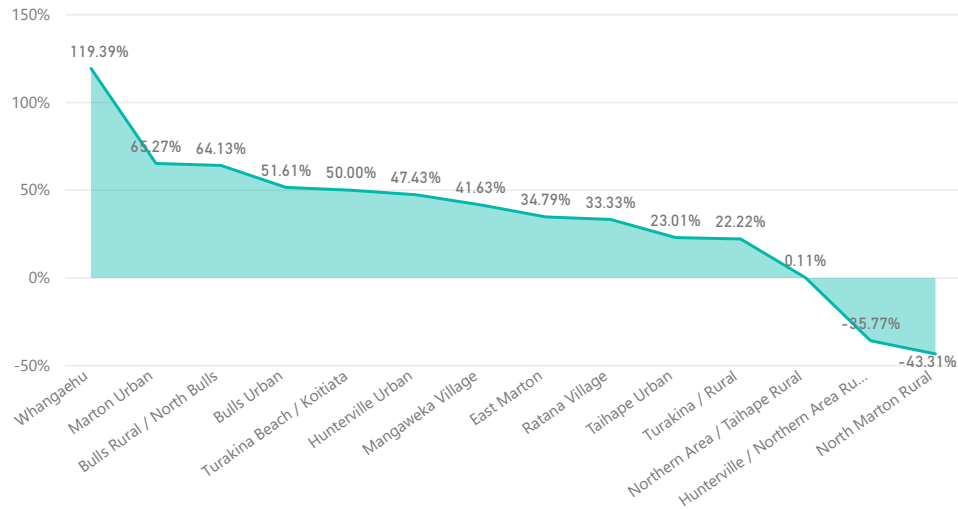
ITEM 10.5 ATTACHMENT 1



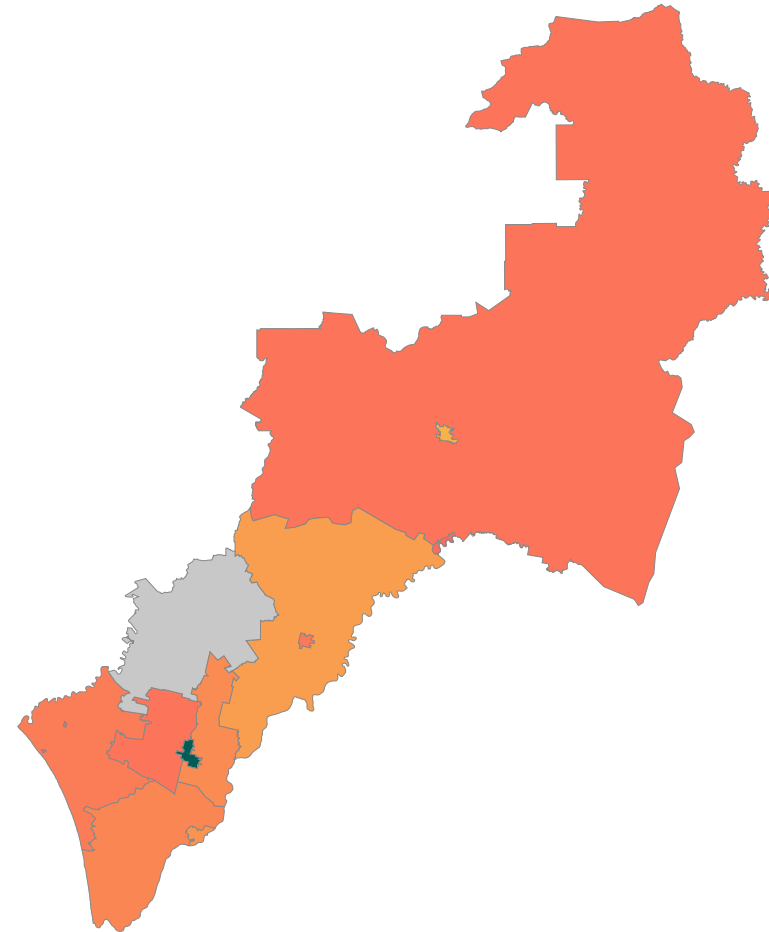
Quarterly Property Sales in the Rangitikei

Valuation Roll Area	Capital Value	Sale Price	Number Of Sales	Sale Price % difference from Capital Value
Whangaehu	\$2,940,000	\$6,450,000	2	119.39%
Marton Urban	\$13,805,000	\$22,815,022	51	65.27%
Bulls Rural / North Bulls	\$2,654,000	\$4,356,000	9	64.13%
Bulls Urban	\$3,916,000	\$5,937,000	12	51.61%
Turakina Beach / Koitiata	\$240,000	\$360,000	1	50.00%
Huntermville Urban	\$1,714,000	\$2,527,000	6	47.43%
Mangaweka Village	\$699,000	\$990,000	3	41.63%
East Marton	\$5,356,000	\$7,219,500	10	34.79%
Ratana Village	\$180,000	\$240,000	1	33.33%
Taihape Urban	\$3,925,000	\$4,828,000	19	23.01%
Turakina / Rural	\$3,668,000	\$4,483,100	7	22.22%
Northern Area / Taihape Rural	\$3,882,000	\$3,886,200	5	0.11%
Huntermville / Northern Area Rural	\$17,246,000	\$11,077,000	14	-35.77%
North Marton Rural	\$11,321,000	\$6,418,000	5	-43.31%
Total	\$71,546,000	\$81,586,822	145	14.03%

Sale Price % difference from Capital Value by Valuation Roll Area



Sales by Valuation Roll Area (Count)



10.6 HappyOrNot Report - February 2022**Author:** Carol Gordon, Group Manager - Democracy & Planning**Authoriser:** Carol Gordon, Group Manager - Democracy & Planning**1. Reason for Report**

- 1.1 To provide the Finance/Performance Committee with the regular monthly report from Council's HappyOrNot system.

2. Context

- 1.2 The report for the month of February 2022, showing results from over the four locations, is attached (Attachment 1). Only 90 responses were received during the month, due to the closure of Te Matapihi, Marton Library and Taihape Library / Information Centre. 97% of the feedback was very positive.

3. Decision Making Process

- 3.1 This item is not considered to be a significant decision according to the Council's Policy on Significance and Engagement.

Attachments

1. **HappyOrNot Report - February 2022** [↓](#)

Recommendation

That the HappyOrNot Report – February 2022 be received.

Monthly report February 2022	Management report RDC Offices (4 units)
--	---

Please rate our service today



84%
75 resp.



13%
12 resp.

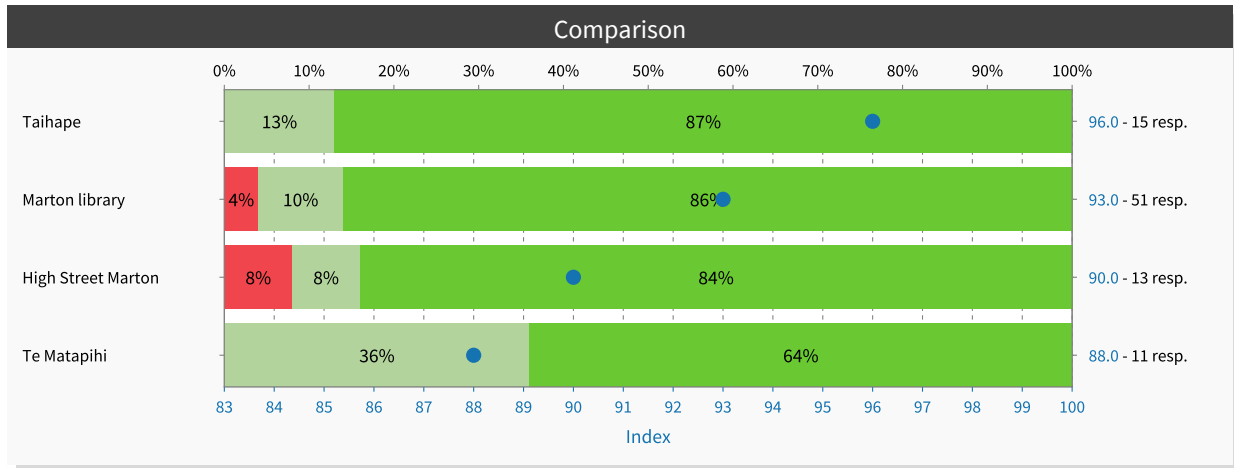


0%
0 resp.



3%
3 resp.

Index: 92.0
Responses: 90



Risers		
Survey	Index	Change
Te Matapihi	88	6% ↑
Marton library	93	0% ↑

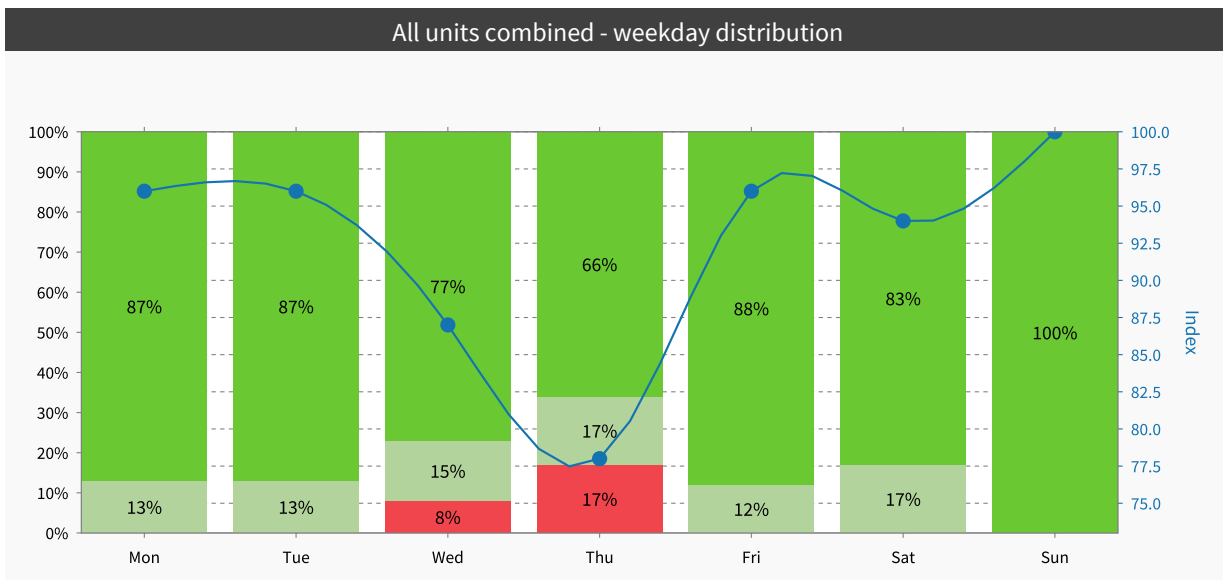
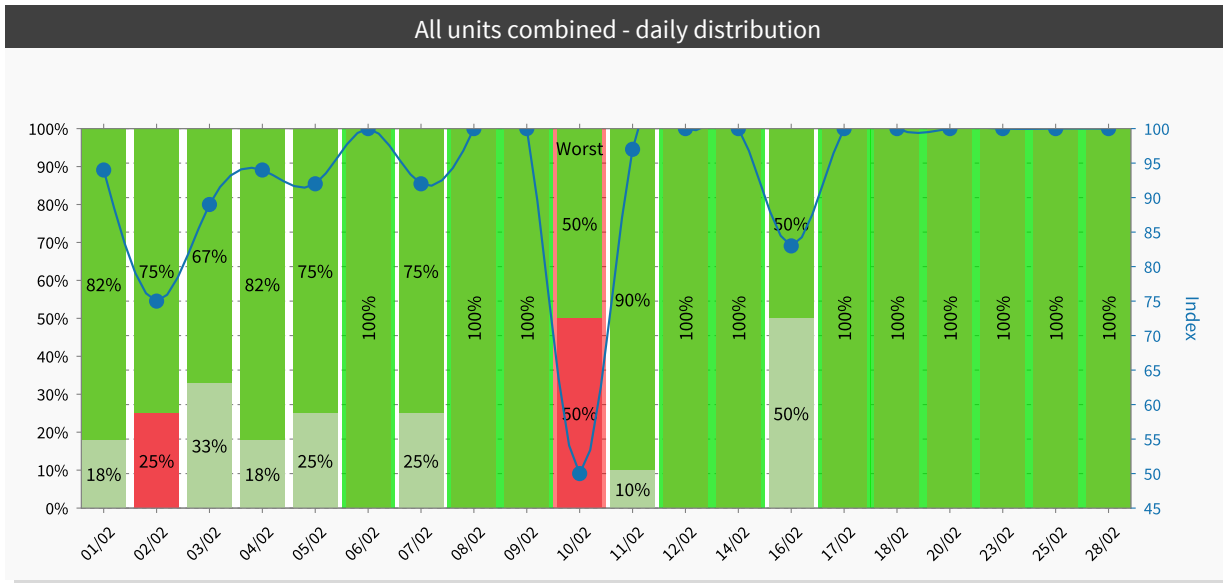
Fallers		
Survey	Index	Change
Taihape	96	-1% ↓
High Street Marton	90	-3% ↓



ITEM 10.6 ATTACHMENT 1

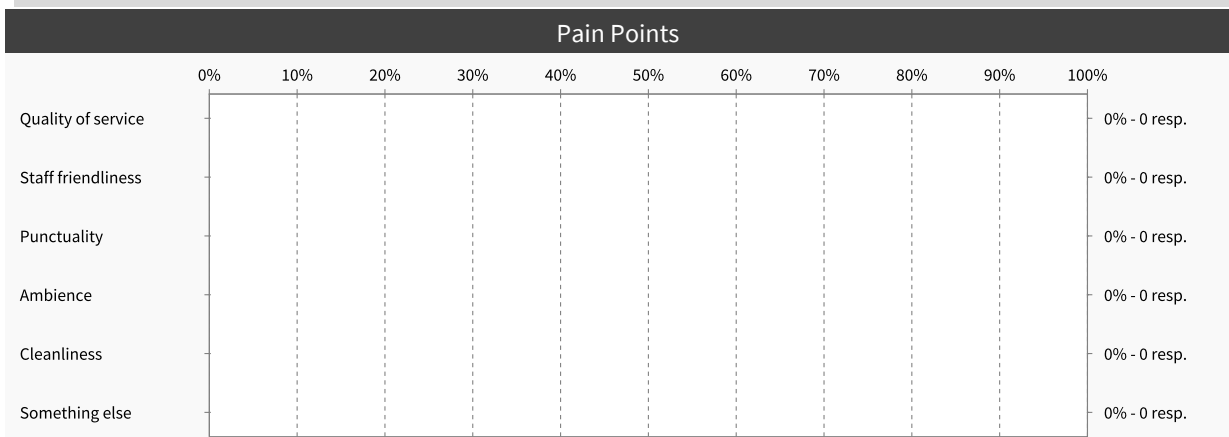
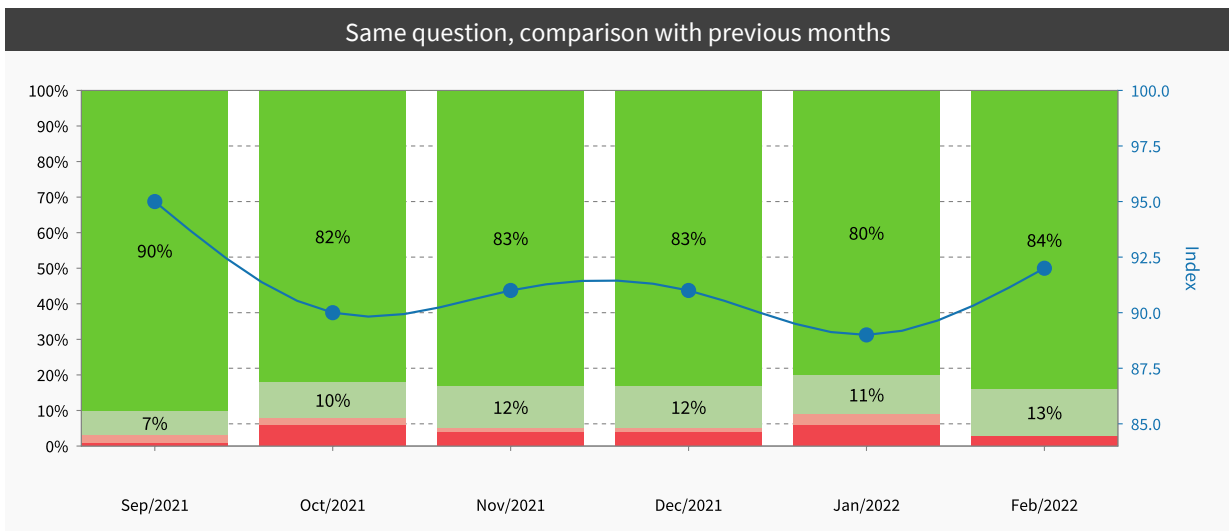
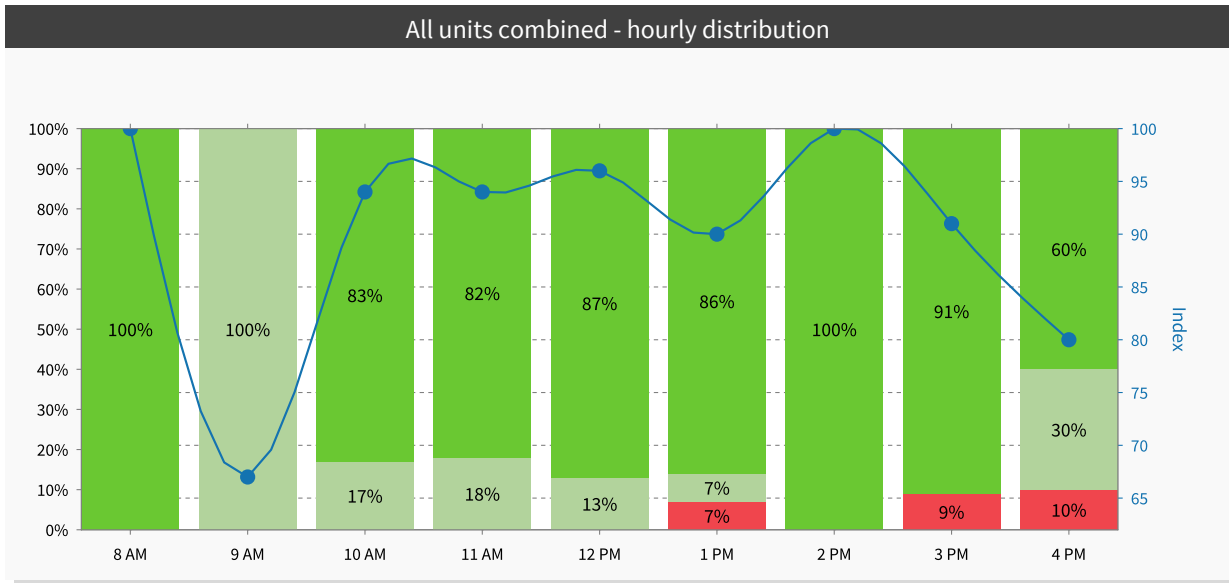
Monthly report
February 2022

Management report
RDC Offices (4 units)



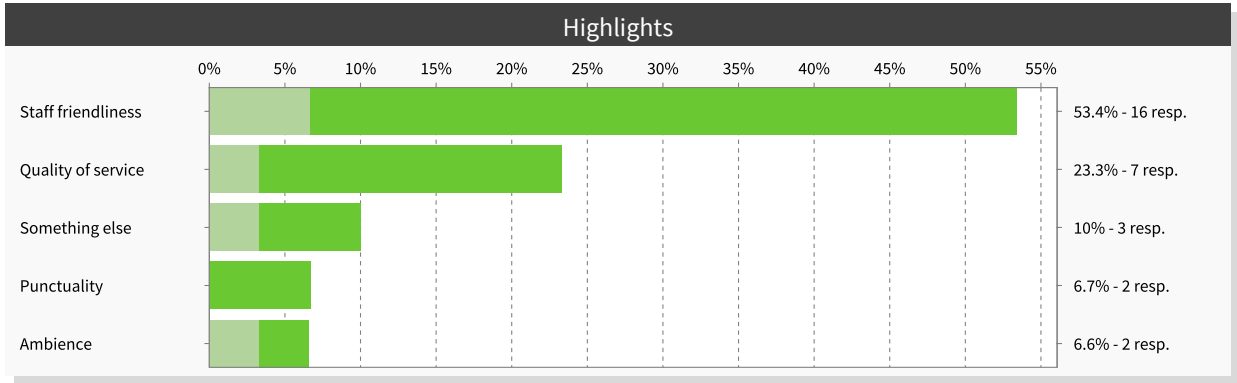
Monthly report
February 2022

Management report
RDC Offices (4 units)



ITEM 10.6 ATTACHMENT 1

Monthly report February 2022	Management report RDC Offices (4 units)
--	---



Monthly report
February 2022

Management report
RDC Offices (4 units)

Please rate our service today

High Street Marton



2022-02-08 11:41 AM

Staff friendliness

great

Taihape



2022-02-05 11:32 AM

Quality of service

excellent information centre for a small town

Te Matapihi



2022-02-04 4:52 PM

Staff friendliness

very good quality staff

10.7 Events Sponsorship Scheme - Project Report Forms**Author: Ash Garstang, Governance Advisor****ITEM 10.7****1. Reason for Report**

- 1.1 Attached is a completed Project Report Form, from a previous round of funding for the Events Sponsorship Scheme.

Attachments

1. **2020/21 (Round 2) - Bulls and District Community Trust (Art 4 Arts Sake)** [↓](#)

Recommendation

That that following Project Report Form for the Events Sponsorship Scheme be received:

- 2020/21 (Round 2) – Bulls and District Community Trust (Art 4 Arts Sake)

Events Sponsorship Scheme, Round 2 2020/2021
Event Sponsorship Scheme Project Report Form
Application ESS00033 From Bulls and District Community Trust
 Form Submitted 10 Mar 2022, 1:53pm NZDT

Instructions for Grantees

This form is designed to help us understand the challenges, triumphs and insights you experienced and gained while running your funded project/program. Please be frank - while we absolutely want to know about and celebrate your successes, it's just important to us that we understand what did not work so well. This will help us to learn what we and others could do differently next time.

You must complete and submit this form no later than the date stipulated in your funding agreement. If you fail to do so you may not be eligible to apply for further grants from Rangitikei District Council.

The completion of this form should be overseen by someone with an intimate knowledge of the funded project/program.

Project Report

*** indicates a required field**

Organisation name: *

Bulls and District Community Trust

Event name: *

Art 4 Arts Sake

This question is read only.

Date of event *

02/10/2021

Must be a date.

Type of event: *

- | | |
|------------------------------------|--|
| <input type="radio"/> High profile | <input type="radio"/> New recurring |
| <input type="radio"/> One-off | <input type="radio"/> Established recurring |
| <input type="radio"/> Community | <input checked="" type="radio"/> High profile, community |

Amount of sponsorship received *

\$1,350.00

Must be a dollar amount.

Please provide a short summary of the work that was completed as part of this project / program / initiative *

To provide our creative residents from the Rangitikei and surrounding districts an opportunity and space to display their art works in a pop up style exhibition over 9 days. Age is no barrier, with artists celebrated from 5 years to 70+.

Describe the "who, what, where, when and why" of your initiative

Attendees

Please provide estimated numbers of those who attended the event:

Events Sponsorship Scheme, Round 2 2020/2021
Event Sponsorship Scheme Project Report Form
Application ESS00033 From Bulls and District Community Trust
Form Submitted 10 Mar 2022, 1:53pm NZDT

Rangitikei District residents: *

224
Must be a number.

Visitors form neighbouring districts: *

91
Must be a number.

Visitors form the rest of New Zealand: *

51
Must be a number.

Overseas visitors *

0
Must be a number.

Was this attendance

- more than you expected?
 what you expected?
 less than you expected?

Outcomes

Did the event go as you had planned? *

Even with covid restrictions over our head, we are very pleased with the overall result of the Art 4 Arts Sake Exhibition. Our visitor numbers over the 9 days were down from 586 on the previous year to 366 which was no surprise. While we had less exhibitors due to conflicting commitments, the quality of work outweighed the number of exhibitors. The art displayed was diverse, ranging from ink and pen to mosaic sculptures.

Unfortunately, we were unable to hold our art work shops, due to social distancing and group size requirements.

What worked really well: *

The people! Our 29 volunteers assisted in the lead up, these people came from every where - artists, local businesses, current volunteers, corrections and over the 9 days of the exhibition by volunteering their time for morning or afternoon shifts by greeting visitors and answering any questions.

What didn't work so well/could be improved? *

Better signage is required, while we improvised on a daily basis with different signs, posters and the large Bull on wheels, we still had comments that people didn't know where to enter the building. Ideally in future there will be permanent signage on the Bridge and Criterion st corner and we are investigating the purchase of a tear drop flag to attract visitors.

The exhibition is a huge job, all hands on deck are required in the lead up, on the opening and at pack down, therefore we will move forward with a bi-annual event.

Do you intend to hold this event again?

- Yes
 No
 Unsure

Events Sponsorship Scheme, Round 2 2020/2021
Event Sponsorship Scheme Project Report Form
Application ESS00033 From Bulls and District Community Trust
 Form Submitted 10 Mar 2022, 1:53pm NZDT

Did you record any aspect of your project/program through photographs, audio or video?

- Yes
 No

We'd love to see some visual and audio representations of your work. Please share below.

Upload files:

Filename: 20211023_110231.jpg
 File size: 1.5 MB

Filename: beach.jpg
 File size: 91.7 kB

Filename: Clifton School.jpg
 File size: 112.7 kB

Filename: Jane 2.jpg
 File size: 72.8 kB

Filename: Michael 2.jpg
 File size: 119.0 kB

Filename: Sue and Liz.jpg
 File size: 95.7 kB

and/or

Provide web link:

Must be a URL

and/or

Provide additional details:

Please include captions, if relevant

Can we use your media content in our own communications?

- Yes No Please contact us first
 e.g. in our annual report

Did you provide any acknowledgement of the Rangitikei District Council as a funder of your project/program?

- Yes No

e.g. in a media release, in a speech, on your website, in a project/annual report

Please provide details below.

Upload files:

Filename: Art 4 Arts Sake Registration Form 2021.pdf
 File size: 15.0 MB

Events Sponsorship Scheme, Round 2 2020/2021
Event Sponsorship Scheme Project Report Form
Application ESS00033 From Bulls and District Community Trust
 Form Submitted 10 Mar 2022, 1:53pm NZDT

Filename: Sponsors.jpg
 File size: 98.9 kB

and/or

Provide web link:

Must be a URL

and/or

Additional details:

Financial Report

*** indicates a required field**

Event Income & Expenditure

Please provide details of any event income (funds received) and expenditure (funds spent) to date.

Use the 'Notes' column to provide any additional information you think we should be aware of.

Income Description	Income Type	Confirmed Funding?	Income Amount (\$)	Notes
Koha	Donations	Not Applicable	\$202.00	Koha from gallery visitors

Expenditure Description	Expenditure Type	Expenditure Amount (\$)	Notes
Printing	Advertising and Promotion *	\$171.35	Advertising posters and Registration forms
Marton Print	Project and Production	\$40.25	Art supplies
District Monitor	Advertising and Promotion	\$207.00	Advertising - Reduced due to uncertainty of holding event

Events Sponsorship Scheme, Round 2 2020/2021
Event Sponsorship Scheme Project Report Form
Application ESS00033 From Bulls and District Community Trust
 Form Submitted 10 Mar 2022, 1:53pm NZDT

Display Associates	Advertising and Promotion	\$365.70	Advertising Bill-boards
Awa	Advertising and Promotion	\$65.00	Advertising
Hirepool	Project and Production	\$205.00	Display screens
4 Square Bulls	Project and Production	\$7.16	Art supplies
RDC	Project and Production	\$944.00	Hall hire
Volunteers	Other Expenditure	\$25.02	Lunch
Volunteers	Other Expenditure	\$9.37	Morning tea
Party Up	Other Expenditure	\$0.00	Opening night hireage
Print Making workshop	Project and Production	\$0.00	Did not go ahead due to covid restrictions
Weaving workshop	Project and Production	\$0.00	Did not go ahead due to covid restrictions

Income and Expenditure Totals

Total Income Amount	Total Expenditure Amount	Income - Expenditure
\$202.00 This number/amount is calculated.	\$2,039.85 This number/amount is calculated.	-\$1,837.85 This number/amount is calculated.

Have you experienced any issues with your intended project budget to date? If so, please explain reasons for any major variances or for providing incomplete information:

Due to restrictions we were unable to hold the opening night and art workshops.

We scaled back on advertising in the District monitor and did not advertise via stuff as there were uncertainties around holding the event due to covid restrictions.

Certification and Feedback

* indicates a required field

Certification

This section must be completed by an appropriately authorised person on behalf of the applicant organisation (may be different to the contact person listed earlier in this application form).

ITEM 10.7
ATTACHMENT 1

Events Sponsorship Scheme, Round 2 2020/2021
Event Sponsorship Scheme Project Report Form
Application ESS00033 From Bulls and District Community Trust
 Form Submitted 10 Mar 2022, 1:53pm NZDT

I certify that to the best of my knowledge the statements made within this application are true and correct, and I understand that if the applicant organisation is approved for this grant, we will be required to accept the terms and conditions of the grant as outlined in the letter of approval.

I agree Yes No

Name of authorised person * Mrs Bonnie Ellery
 Must be a senior staff member, board member or appropriately authorised volunteer

Position * Community Development Manager
 Position held in applicant organisation (e.g. CEO, Treasurer)

Contact Phone Number * (02) 1174 5951
 We may contact you to verify that this application is authorised by the applicant organisation

Contact Email * office@bulls.kiwi
 Must be an email address.

Date * 04/03/2022
 Must be a date



ITEM 10.7 ATTACHMENT 1





ITEM 10.7 ATTACHMENT 1





ITEM 10.7 ATTACHMENT 1

11 Next Meeting

The next Finance/Performance Committee meeting is scheduled for 28 April 2022 at 9.00 am.

12 Meeting Closed